

# NINTENDO POWER

January/February 1989 \$3.99

## Zelda II

The Adventure of Link  
Blockbuster Review

## Nintendo Power Bowl

Three Game Kickoff

Skate or Die Feature  
Plus "Mondo" Poster

Captain Nintendo: Part 2



**Nintendo**

THE SOURCE FOR NES PLAYERS STRAIGHT FROM THE PROS

# POWER SUPPLIES



Mega™ Controller  
Bandai



NES Max™  
Nintendo



NES Advantage™  
Nintendo



Super Controller™  
Bandai



Roll & Rocker™  
LJN Toys

Power up your NES with these action-packed accessories. Each one carries the quality seal that tells you it's part of the Nintendo® family. Turbocharge your scores with the NES Advantage™ Slateboard to victory with the Roll & Rocker®. Pull the plug on messy wires with one of the new remote controllers. And play to win with all of these sure-fire accessories — your power supplies! Also available, but not shown: Hyper® and Hyperstick® by Bandai; Zinger® Joystick, Zipper®, Ultimate® Superstick, and Jazz® Stick by Beeshu; Zapper® and Power Pad™ by Nintendo.

1. Trademark of LJN Toys, Ltd. 2. Trademarks of Bandai America, Inc. 3. Trademarks of Beeshu, Inc.

# Give this card to a friend and get a free pin.

Introduce a friend to the wonders of Nintendo Power™ and we'll send you this dynamic Power Pin. All he has to do is subscribe now for 6 big issues at a \$6 savings. He gets a free Power Pin, too!

**The Super Power Pin.** This limited-edition collectible is an animated Nintendo Power insignia with flashing lightning bolt.

**The buddy system.** Tear off the section below and fill out your name and address first. Give it to your friend and have him fill out his portion of the card. Then all he has to do is fold it, seal it up and mail it in with his payment.

If he orders by phone, make sure he has all your information in front of him. Or better yet, be there when he calls!



Actual  
Pin 3" Bglt

For your friend:

## Fill out for free Power Pin and \$6 savings!

**Yes, I want the clout of Nintendo Power behind my game.**

I understand that if I subscribe before February 28, 1989, I pay just \$15 and receive a free Nintendo Power Pin. (Washington State residents add 8.1% sales tax; total \$16.92.) Offer valid in U.S.A. only.

Name \_\_\_\_\_

Address \_\_\_\_\_

City \_\_\_\_\_ State \_\_\_\_\_ Zip \_\_\_\_\_

Are you a Nintendo Fun Club Member?  Yes  No

Membership # (Important)

I'm paying for my subscription by (check one):  MasterCard  Visa

Credit Card Number \_\_\_\_\_ Expiration Date \_\_\_\_\_

Name on Card \_\_\_\_\_ **X** \_\_\_\_\_ Signature of that person \_\_\_\_\_ 130

Or call toll-free and subscribe immediately by credit card.  
(The Nintendo representative will need to talk to the person  
whose name is on the card.)

**1-800-521-0900**

Check or Money Order (Payable to Nintendo)

If you are paying by credit card, just fold, seal, and drop in the mail. If you are paying by check, enclose this card along with your payment in a stamped envelope for your own protection and mail to: Nintendo Power Magazine, P.O. Box 97043, Redmond, WA 98073-9743.

## For you: Fill out first for your free pin.

SEND MY FREE POWER PIN TO:

Name \_\_\_\_\_

Address \_\_\_\_\_

City \_\_\_\_\_ State \_\_\_\_\_ Zip \_\_\_\_\_

Fun Club Membership # (Important)

**Nintendo**

**Nintendo**

NO POSTAGE  
NECESSARY  
IF MAILED  
IN THE

UNITED STATES



**BUSINESS REPLY MAIL**

FIRST CLASS MAIL PERMIT NO. 11 REDMOND, WA

POSTAGE WILL BE PAID BY ADDRESSEE

NINTENDO POWER™ MAGAZINE  
P.O. BOX 87043  
REDMOND, WA 98073-8989





Official  
Nintendo  
Seal of Quality



Zoomer™ Joystick  
Beeshu™



Remote Controller™  
Acclaim™



Wireless Ultimate Superstick™  
Beeshu™



**Nintendo**  
ENTERTAINMENT  
SYSTEM™

# welcome


Are you ready to kick off the new year with more video game playing power than ever? *Nintendo Power* is ready with more tricks, tips, special features, sizzling stories and fun than you can even imagine.


What better way to jump into 1989 than with the game you've been waiting for: *Zelda II - The Adventure of Link*. The greatest video hero of all time is back and full grown in this action packed role-playing sequel to *The Legend of Zelda*. Ganon's henchmen have some nasty new tricks of their own. The lay of the land is more complex than ever. And you can't always trust "friendly" advice from the villagers. Next, are you ready to tough it out in the NES ring against World Wrestling Federation super stars in *Wrestlemania?* Before you hit the mat, check this issue of *Nintendo Power* for tips on how to win the WWF Championship Belt.

Here's another wild winner for 1989 - *Marble Madness*. You'll think you're losing your marbles as *Nintendo Power* introduces you to magical marble eaters, creepy slimes, hungry vacuum cleaners and heavy-handed hammers in a wild and crazy video game of high speed marbles. Also in this issue, discover what happens when a "real life" volleyball champ tries to slam dunk his way to victory in Nintendo's *Volleyball*. *Metal Gear*, *Operation Wolf* and *Skate or Die* (check out the wild fold-out poster) are just a few more feature stories that will keep you on the edge of your seat and itching to get your hands on your NES controls.

We're also bringing you two exciting contests in this issue. You can enter to become one of 100 elite critics for *Nintendo Power*. Then get creative and enter our Writers' Showcase fiction contest. For inspiration, check out the adventures of Captain Nintendo as the action continues in the second of a two-part fiction story. So sit back, relax and get ready for some exciting reading with the first issue of *Nintendo Power* for 1989 - just the beginning of a powerful new year. Now you're playing with power!

**FEATURES**

- WRESTLEMANIA** 6. 
- You asked for it! You got it!
- CAPTAIN NINTENDO** 12. 
- The action-packed, thrill-a-minute conclusion!
- SESAME STREET 1.2.3** 16.
- Learn a thing or two and become "Street" smart.
- ZELDA II: THE ADVENTURE OF LINK** 18.
- Seventeen pages of the most eagerly awaited video game of all time.



- SKATE OR DIE** 41.

Thrashin' action with Mean Rodney and Lester.

- HOWARD AND NESTER** 46.

Nester is outstanding in his FIELD, but it's Howard who keeps him on the right TRACK.

- COUNSELORS' CORNER** 48.

Quite a quantity of questions, quandaries, and queries. And profiles of the prestigious pros that answer them.

- CLASSIFIED INFORMATION** 52.

(Psst. Shhh. Now this is just between you and us...)

**NOW**

This is the land of myth, Hyrule. Here Link is waits for you.




**SKATE OR DIE**  
Blow out Poster.

**NOW PLAYING**

- MARBLE MADNESS** 56.

"Sphere not!" We'll show you how to keep from losing all your marbles.

- OPERATION WOLF** 60.

Use either the Zapper or a controller and "Rescue those captives!"



**NINTENDO POWER BOWL — 64.**

John Elway's QB/N.F.L. Football/Tecmo Bowl



**METAL GEAR — 74.**

Short circuit a computer planning world destruction.

**VIDEO SHORTS — 78.**

- Friday the 13th/World Games/Star Soldier/Dr. Jekyll and Mr. Hyde/Bump'n Jump/Rampage/Othello/RoboWarrior/Spy vs Spy/Gyruss/Q-Bert



**PAK WATCH — 84.**

- Ninja Gaiden/Hoops/One-On-One/MJ's Fast Break/Pro Basketball
- Guardian Legend/Knight Rider/Airwolf/TMNT and more!



**PLAYER'S FORUM**

**NES JOURNAL — 92.**

The Hands Free Controller, some Olympic Champions, and more.

**MAIL BOX — 96.**

We're getting letters and our mailman is getting a headache.

**NES ACHIEVERS — 98.**

Check out some of the best scores in the world!

**VIDEO SPOTLIGHT — 100.**

It's spotlight time again as these Power Players take center stage.

**TOP 30 — 102.**

Hey! Guess which game is #1. "And now, heeereee's..."

**PLAYER'S CONTENT**  
**THE PLAYER'S POLL** 88  
**NEXT ISSUE FROM THE EDITOR** 106

**U.S. STAFF**

- Publisher — M. Azevedo
- Editor in Chief — Gal Trinen
- Senior Editors — Pam Sotter, Howard Phillips
- Editors — Scott Pelland, George Senfoid, Randy J. Soukier, Brian Taney, Brian Ulrich, Dianne Hayward, Drew Mancabato, Lon Smith
- Cover Design — Gaffes Advertising
- Cover Photography — Daniel Peterson
- Forum Art — Kaz Azevedo
- Copy Coordinator — Machiko Dehler
- Editorial Consultants — Howard Lincoln, Peter Mann, Phil Rogers, Juana Tingdale

**JAPAN STAFF**

- Publisher — Tetsuro Yamashita
- Producer — Tetsuro Okawa
- Concept — Work House, Tokyo
- Editor in Chief — Yukio Yamashita
- Senior Editor — Ichiro Kasai
- Editors — Fukumasa Demme, Spoon Kusano, Leo Tsukamoto, Fokky Iwase, Tomoei Yuzawa
- 162, Iwanoto, Hiro-Con Nagami, Soap Ohno
- Layout — Chi T. Matsumoto, Haruko Otsuka, Minoru Watanabe, Eric Shensale, SM Studio, Tokyo, Takao Watanabe, IDesux, Tokyo
- Illustrators — Shup Inai, Orange Nakamura, Golden Takagi, Takao Watanabe, Hiro-Con Nagami, Ego Ego Equite, Toriyuki Fukusono, Kaorun Hara, Hiroshi Azevedo
- Photographer — Toy Ichikawa

Nintendo Power is published by Nintendo of America Inc. in conjunction with Tokuma Shoten Publishing Co., Ltd. Nintendo Power is published bi-monthly, \$21 per year in the U.S.A. only by Nintendo of America Inc., 4225-150 Ave. N.E., Redmond, Washington 98052. ©1989 by Nintendo of America Inc. All rights reserved. Nothing that appears in Nintendo Power may be printed in whole or in part, without express permission from Nintendo of America Inc., copyright owner. Printed in the U.S.A. Color Separation by DaiNippon Printing Co., Ltd. NINTENDO IS A REGISTERED TRADEMARK OF NINTENDO OF AMERICA INC.

# WRESTLE

## THE GREATEST WWF WRESTLERS OF ALL!

Never before has such raw power and skill been brought together in the same arena. Can one ring contain the explosive talents of the top wrestlers of the World Wrestling Federation, each with his own special skills?



Drop Kick!



This is what it's all about: to be the proud holder of the prestigious WWF Championship Belt. Guide your favorite wrestler down the tough and grueling road to victory and earn the right to wear this coveted prize.



TM & © 1991 Sports Illustrated. All Rights Reserved.



# EMANIA™

ENTER THE NES RING  
IF YOU DARE!

Each wrestler is gifted with his own special skills and maneuvers. But, as in all great sports, winning starts with a lot of hard training. Master the fundamentals before you try tackling more difficult maneuvers. Effort spent in basic training will pay off later on when tournament play is critical.



Body Slam

Feel the tension.  
Sense the excitement.  
Smell the air. Back in the  
ring. Victory rests in  
your hands.



They're the biggest, baddest, and best  
wrestlers in the world and you're deciding  
the strategy and making all the moves,  
trying to PIN down that Championship  
Belt.



Hulk Hogan



Randy Savage



Ted DiBiase

# WRESTLEMANIA'S

HULK HOGAN



Hulk Hogan! The first name in professional wrestling. When the Hulkster saunters into the ring, flexing his 24-inch biceps (affectionately called "Pythons"), the fans go crazy and repeatedly shout his name.

Flying Leg  
Smash



Uppercut  
Smash



At a towering height of 6' 8", 303 lbs., Hulk Hogan is the world's most popular wrestler. Audiences are always thrilled by the incredible Hulk, and this superstar's following of loyal Hulkamaniacs continue to cheer him on to victory after victory.

## Golden X

If you see Hulk's Golden X during a bout, try to get it quickly. Like cheers from his adoring fans, this will help to revitalize Hulk.



## LEARN THE WRESTLERS' SPECIAL MOVES, TRICKS, AND SKILLS.

This chart lists the special maneuvers of each WWF star. Study them carefully and practice each one. Start with the defense basics to learn the ropes, then concentrate on more difficult moves. Practice with one wrestler until you get the feel for it. You may challenge your friends or the computer for the belt in Tournament mode play or practice against an opponent or the computer in Standard mode play (even using the same character).

WRESTLER	A	B
Ted Dibiase	Punch	Eye Gouge
Bam Bam Biglow	Headbutt	Spin Kick
Honky Tonk Man	Punch	Kick
Randy Savage	Elbow Smash	Kick
Andre the Giant	Swipes	Big Boot Kick
Hulk Hogan	Uppercut Smash	Kick

# ALL STAR LINE-UP!

His name is Andre the Giant and they don't come any bigger! He is a man of great strength and stamina and one solid kick from his size 22 boot can just ruin an opponent's whole day.

**Big Boot Kick**

**Barge**



ANDRE THE GIANT

## A Massive Foot

Get Andre's trademark giant footprint when it appears on screen and you'll increase his already awesome stamina.



At a staggering 7' 4", 520 lbs., Andre is not only the largest wrestler in the WWF, but the largest professional athlete in the world. His imposing presence and extraordinary strength create a formidable opponent which no one takes lightly.

A + $\frac{\text{UP}}{\text{DOWN}}$		Back to Opponent		Facing Opponent		Running Moves		Turnbuckle Moves	
A + $\frac{\text{UP}}{\text{DOWN}}$	B + $\frac{\text{UP}}{\text{DOWN}}$	A + B	A + B	A	B	A	B	A	B
Pin		Back Elbow Smash	Body Slam	Dropkick					Turnbuckle Leap
Pin	Eye Gouge	Back Punch		Dropkick	Cartwheel				
Headbutt	Pin	Back Elbow Smash		Dropkick					Flying Elbow Smash
Headbutt	Pin	Back Elbow Smash	Body Slam	Dropkick					Flying Elbow Smash
Headbutt	Pin	Back Punch	Body Slam	Barge					
Headbutt	Pin	Back Elbow Smash	Body Slam	Dropkick					Flying Leg Smash

# TED DIBASE



"Everyone has a price," says Ted Dibase, the Million Dollar Man. He loves to bribe people into doing all sorts of bizarre things. He's even tried to buy the WWE Championship Belt! Though he tries to buy the easy way out, at times, no horse can dispute that the Million Dollar Man is a brilliant technician in the ring.



High Kick  
Leap

At 6' 3" and 260 lbs., you can bet your bottom dollar that Dibase will "cash in" on his ability to "deposit" an opponent hard onto the mat.



Eye Gouge!!

## Dollar

The Million Dollar Man will feel revitalized when he's able to get the big dollar sign that goes by Naturally



Spin Kick!!

Eye Gouge

Bam Bam always delights the crowd with his lethal cartwheels, dropkicks, and rope shenanigans. Unique and controversial, and always a crowd pleaser, it's easy to see how the "Beast from the East" got his nickname.

What can you say? He has tattoos on his head and flames on his colorful outfits. He's Bam Bam Bigelow, the "Beast from the East," and he's definitely wild. He'll shout, he'll rant, he'll rave, but, considering his enormous size, you have to admire his incredible agility.

## Flames

Grab the flames power mark as it passes, and Bam Bam will really get fired up.



BAM BAM BIGELOW

## HONKY TONK MAN



The Honky Tonk Man's a "Total Entertainment Package," claiming that he can wrestle, sing, dance, and play the guitar. And he says that he can do all these things better than anyone else in the world.

### Guitar

Getting the guitar will strike a nice chord for Honky Tonk Man. Take "note" of the amount of energy he receives as he becomes "sharp" enough to knock his opponent "flat."



He's 6'11" and 243 lbs. of pure power who likes to shake, rattle, and roll his opponents. Honky Tonk Man, like all the wrestlers, has his own special theme music.

### Shades

As his trademark sunglasses drift along the back of the ring, pick them up and you will increase his energy by several "shades."



A formidable combination of strength, speed, stamina, and wrestling execution make "Macho Man" one of the greatest competitors in all of professional wrestling. His elbow smash is particularly fierce.



FLYING ELBOW SAVAGE

As one of the most popular WWF Superstars, Randy "Macho Man" Savage now reigns as one of professional wrestling's best, capably managed by the Lovely Elizabeth, the WWF's only female manager. Savage is known to virtually explode with raw power and fury.

Flying Elbow  
Smash

# Captain Nintendo

What Happened in Part I: Brett Randalls, a member of Nintendo's R&D team was accidentally endowed with special powers. The accident also brought to life the Mother Brain from "Metroid." Brett and Tara, have just discovered their friend,

Max, and a terrified life-size Princess Zelda at the mercy of a larger-than-He Ganon, who in turn is being enlisted by the Mother Brain in her attempt to...to...oh, you'll find out. Pass the popcorn.

"Aw, man," exclaimed Brett, "not Ganon! Not Ganon!" Turning to Tara, he confided, "Tara, I don't know what to do. These are the baddest villains yet and I'm just one guy."

"Brett," replied Tara calmly taking his hand. "I don't know too much about these new powers of yours or even what's really going on here, but I do know this: You are the captain of your fate. You have great powers that are totally unique. Look at yourself in the mirror. You are already more than 'just one guy.' You are Captain Nintendo."

Brett Randalls turned to see his reflection in the tinted picture window of the reception area. He gazed at the inspiring figure in the glass, adorned with the costume he, himself, had designed. In that fleeting moment, he realized his awesome destiny. Tara was right. Brett Randalls was now Captain Nintendo. And now, Captain Nintendo was needed. Turning from the glass, he stared bravely at the terrifying spectacle before him. As he took a step toward the perilously powerful monstrosities ahead and without turning his gaze from them, Captain Nintendo remarked, "You know, this is turning into a really long day..."

Concentrating, Captain Nintendo raised his arm shoulder-high and pointed his fingers at the terrifying beast in front of him. But, before Brett could fire any kind of blast, Ganon disappeared.

"What?!" thought Captain. "Where'd he...Ooo!!!" Something unseen had knocked Captain Nintendo several feet across the floor and onto his costumed

keester. He was so shocked, he didn't even hear Tara (who by this time was trying to administer First Aid to his unconscious best pal, Max) scream his name. Though considerably dazed, he could sense that Ganon was coming toward him. Instinctively, Captain Nintendo bathed the area in different hues hoping to change the light pattern around Ganon and make him visible. Going through the spectrum had little effect until Captain hit upon ultraviolet rays. He could just make out a huge form plodding toward him. He then increased the intensity of the rays, casting a dim silvery wash over the entire reception area.

"Aroarrrgggh!!!" Ganon roared in pain and promptly became visible, waving his spellike arms and glaring with crazed fury.

Cap wasted no time. Though weakened by the blow from Ganon, Cap focused a concentrated beam of solid silver laser light and hit the towering beast full force right between the eyes.

"Aroarrrgggh!!! Rmaarrrgggh!!!" Ganon was definitely ticked off. He put his paws to his smoldering eyes, stumbled back, and plopped to his own keester with a considerable thud. He continued to snarl and complain unintelligibly. Captain Nintendo noticed that the Mother Brain was quivering somewhat. He realized that the Mother Brain was directly controlling Ganon.

"All right, you two! That will be quite enough!"

Captain Nintendo looked up to see Morgana O'Faye, Nintendo's top receptionist, descending the stairway which led into the reception area.

"I'm the one responsible for this

area and I won't stand for any roughhousing in here," scolded Morgana. "Take it outside where it belongs!"

"Where it belongs! That's it!" said Captain Nintendo to himself. "Sorry, Morgana," he said, redirecting his attention. "This...they...it..."

"Oh, Brett! It's you!" shouted Morgana getting a closer look. She had maintained a world class crush on Brett for some time now, though she never let him suspect it. "I didn't recognize...Say, nice threads! I really like the boots, but I'd put, like, a big S on the chest; or a bat. And over here I'd try one of those."

"Morgana, I'd like to stay and chat, but I'm sort of in the middle of something and you've just given me an idea."

"Me? But I..."

"Brett, did you injure that thing permanently?" asked Tara, still attending to Max who was starting to come around.

"I think he's only blinded temporarily," Cap answered, "which means we've got to work fast. You and Morgana stay here and help Max and Zelda. I'll be back very soon." As he turned to go he could see that Zelda, frozen with fear, looked like a mannequin, oblivious to everything. "Hang in there, Princess," he thought, "I'm going to get you the best kind of help...from 'where it belongs.'"

Brett raced back to the R&D department. "EMERALD!" he shouted.

"I saw. I saw," said EMERALD. "I intercepted magnetic field relays and watched the whole thing through the security cameras."

"Oooh, that's very good!"

"Thanks."

"So you know what I've got in mind?" asked Cap.

"Probabilities indicate."

"EMERALD, spit it out!!"

"Yeah, I know."

"Will it work?"

"Well, if we insert random values for unknown variables not already in conjunction with constant factors..."

"EMERALD!!!!"

"I haven't got the foggiest idea!"

"Thanks a heap," said Brett and turned to leave.

"Hey, Brett," said EMERALD.

"Yeah?" said Brett.

"Good luck, man. Kick his tail."

Moments later Brett was upstairs in the Game Counselors area.

"Anybody seen Howard?" he asked.

"I think he's down in Production passing out autographs," someone said.

"Dude, are those longjohns you're wearing?" another Game Counselor shouted.

"Never mind," countered Brett.

"Is anyone playing 'The Legend of Zelda'?"

"I am," said Philip Bland, "but I'm only on Level 4. I've got a magic sword, too, though I wouldn't even be this far if it wasn't for the other counselors."

Brett hurried to Philip's desk and stood before the monitor. He stared at the colorful screen and concentrated. Suddenly, there was a bright flash which gained the attention of the other Game Counselors. And there, standing beside Captain Nintendo, big as life, was Link.

"Whoos, cool!" shouted the counselors. "Hey, Phil, what kind of controller are you using? Is that in the Player's Guide?"

"Boots are killer, but the chest needs a star or..." the counselors continued.

Philip, as usual, was dumbfounded.

"C'mon," said Captain Nintendo to Link. "Ganon's here. We need your help."

Without a word, the heroic pair bolted off toward the reception area where they arrived to find Max, Tara, and Morgana fending off an obstinate Darknut. And to make matters worse, Ganon was beginning to recover.

"The Mother Brain just brought it here for reinforcements," shouted Tara, noticing the Captain and Link arrive. "EMERALD says she didn't have to spend any more energy controlling Ganon since he was hurt, so she managed to bring this thing here."

"EMERALD?" inquired Captain.

"Que pasa, Boss?" came a familiar mechanical voice from the reception desk PC. There on the screen was EMERALD and somehow it didn't seem to surprise Brett, considering how quickly EMERALD learned what it was capable of accessing.

"I don't understand any of this," said Max, hitting the Darknut square in the jaw, with no effect.

"Hit him from behind!" shouted Captain Nintendo. "It's his weak spot."

Max dashed behind the Darknut, raised his fists high over his head, and brought them down full force. Without a sound, it vibrated and vanished, though a faint cry emanated from the Mother Brain. Tara and Morgana sank on the stairs, sighing with relief, while Max collapsed completely near the reception desk.

"Grrrrraagh!!!!" Ganon bellowed, his eyes wide and glowing red like volcanic embers.

"Uh-oh. Dodongo breath's back!" EMERALD alerted. "And the Brain is pouring all her remaining energy directly into him!"

As suddenly as before, Ganon disappeared.

"Don't be fooled, Link," said Captain Nintendo. "He's still here, somewhere."

Link wasted no time and struck out in the direction of Ganon's last location. Bingo! On the first swipe, the sword connected hard against Ganon's thick hide. Stunned, he became visible for a few moments as the Mother Brain quivered and shrieked. Brett fired another silver laser blast, but the giant vanished too quickly.

"He seems to weaken when he comes into contact with something silver," said Brett. "Do you have anything made of silver?"

Link considered and then shook his head.

"Brett," cried Morgana, "try my letter opener. It's pure silver!"

Suddenly, Link fell back against a wall. The raging invisible Ganon had landed a substantial blow of his own; a blow that had knocked the wind out of Link. Captain Nintendo felt it, too, since he was directly maintaining Link's life support to this world.

Out of nowhere came a pair of flying fireballs straight toward Link. With his legendary lightning-fast reflexes, he struck the fiery spheres. As the sword connected with the fireballs, Ganon again became momentarily visible and then vanished. Two more fireballs hit Link. Captain Nintendo could feel his energy draining, though Link remained standing.

"He's too close to Mother Brain," said the Captain. "We've got to separate them, Link. Draw him outside while I get..."

FLOOM!! Two more fireballs sped between the Captain and Link, just missing them. Link raced toward the door and outside into the parking lot followed by another pair of fireballs, almost clipping his heels. The door then seemed to open by itself and Ganon's distinctive odor trailed outside. He was pursuing Link. Captain Nintendo bounded to the reception desk and grabbed the silver letter opener.



"Careful! It's sharp," cautioned Morgana.

Cap grabbed the letter opener and charged toward the door. As he passed by the stationary Mother Brain, a drifting bubble seemed to deliberately swoop down against his shoulder injecting a seering pain. Reflexively, Captain Nintendo turned and fired an electrical blast at the Mother Brain, but hit her pedestal instead, with no result. Jumping as high as he could, Brett fired another blast, this time directly into the Mother Brain. Though she seemed to absorb the blast, Cap could tell she had been affected.

"Smoke that, witch!" He knew he'd made some progress, but there was a more pressing problem in the parking lot. Cap shot out the door, dreading the destruction he feared had already taken place. He was relieved to find that Link had thus far managed to dodge the fireballs in the unimpeded freedom of the parking lot and as yet no real damage had occurred.

FLOOM!! Link, out of breath, succumbed to two more fireballs, which brought him to his knees. Captain Nintendo, too, had to steady himself as he fell to one knee from the loss of energy. They would not survive another such attack; and they both knew it.

"Hit the next fireballs with your sword, Link!" shouted Cap.

Link said not a word, but nodded his comprehension. A split second later, another pair of fireballs were streaming toward him. With perfect timing, Link raised his sword, divided the flaming globes, and for a third time, the savage Ganon

became momentarily visible. But this time Captain Nintendo was ready. Just as Ganon began to come into view, Cap lunged toward him with the letter opener, unerringly connecting with his target.

Ganon roared in incredible pain and began to flash in and out of visibility. Cap could hear shrieks coming from inside the building. The Mother Brain was feeling the pain as well since she was directly supplying Ganon's life support. Suddenly, Ganon froze motionless and then evaporated as though he were being beamed away. The letter opener hung in mid-air for a second and then dropped to the ground. Captain Nintendo looked through the tinted glass and saw the diabolic Mother Brain shimmer and slowly fade from sight, leaving only a quickly dissipating black smoke behind.

"Well," said Cap turning toward Link who by now had risen to his feet. "What is there to say but Thank you, my friend." He stretched out his hand to the fabled adventurer. As the heroic duo stood shaking hands, Link smiled and spoke the only words Captain Nintendo had heard him declare:

"I like the boots, but on the chest I'd put..." and then Link faded back to continue his adventure in Hyrule on the Game Counselor's monitor.

Inside, an anxious trio greeted Brett as he reentered the building. Cap waved them off, however, and approached the PC. "EMERALD, is the Mother Brain gone?" he asked. "WELL, YES AND NO..." started EMERALD.

"EMERALD," said a very tired Brett, "one day, I'm going to fry your ROM."

"O.K., I'm hip. The Mother Brain is in a dormant suspension phase—what we would call 'hibernating' until she can store up enough mental energy to resume her plan. There's no way to determine how long she'll be gone. Might be centuries; might be just a few seconds."



"What exactly is her plan?" asked Cap.

"Recall her programming, Brett. The Mother Brain is programmed to attempt world domination!"

"I hadda ask," groaned Captain Nintendo.

"Well, with that happy thought, I must be getting back to my desk. I'm way past my break time," said Max and promptly departed.

"What a day," sighed Captain Nintendo as he returned the letter opener to Morgana.

"Brett, what was it you were going to ask me just before all this began?" asked Tara.

"Huh? Oh, Well, I just wondered if you'd like to go out with me? There, I said it," said Brett like a heavy burden had just been lifted.

"Well, that's sweet, Brett," said Tara with a strange glint in her eye, "but I really try not to date the people I work with, you know? Thanks anyway."

Tara proceeded down the hall as Brett watched after her, scratching his head. Turning, he smiled at Morgana and then lumbered outside where he searched the air with his eyes. He reflected on how his life and purpose had changed so drastically in such a short time. And then he spoke:

"If you can hear me, Mother Brain, listen well: You will not succeed. For wherever there is an injustice to be rectified, a person in need of rescue, or a quest to be taken up, there also will you find the power of Nintendo...and it will always triumph. I promise."





# Writer's SHOWCASE

## CONTEST

Attention all of you aspiring writers out there!!! Got a story you've just been dying to tell or plot line that you've been letting simmer on the back burner, or maybe just a flicker of an idea that you've toyed with from time to time? Well, the time has come to put those brilliant ideas on paper and enter the Nintendo Writer's Showcase. Contestants should write a video game related short story between 1000 and 2000 words. Entries should be typed and double spaced and postmarked no later than March 1, 1989. There is no age limit and a panel of judges will select the winners. Judging will be based on creativity, originality, and over-all composition. The first, second, and third place winners will receive scholarship bonds of \$500, \$250, and \$100, respectively. The top winning entry will also be published in a future issue of Nintendo Power! Imagine, thousands, maybe millions of people will read your story! Is that great or what? So go nuts. Be inventive. Send us the best video game related story in the universe!

## Enter Now!

★ First Place Story  
Published In



★ SCHOLARSHIP BONDS!



★ \$ 500  
★ \$ 250  
★ \$ 100

- VIDEO GAME RELATED STORY!
- 1000 to 2000 WORDS
- JUDGING WILL BE BASED ON ORIGINALITY CREATIVITY OVER-ALL COMPOSITION
- DEADLINE-MARCH 1, 1989

## CONTEST RULES

**Eligibility.** Contestants must be able, and agree, to accept these rules and participate in all phases of the contest. Employees (and their families) of Nintendo of America Inc., Nintendo Co. Ltd., licensees and their agencies are not eligible. Contestants must be U.S. residents.

**How to Enter.** Contestants must complete typed entries and submit with an entry form consisting of a 3x5 card stating their name, address, phone number and date of birth to: Nintendo Power, Writer's Showcase, P.O.Box 97033, Redmond, WA 98062. Entries must be received no later than March 1, 1989. Entry forms will be disqualified if illegible. Nintendo is not responsible for damaged, lost or delayed mail. **ENTRIES WILL NOT BE RETURNED TO CONTESTANTS.**

**Contest elements.** One entry per person. All entries will be judged on the basis of creativity, originality and overall composition. Story entry must be between 1000 and 2000 words and be submitted in typed and double spaced format. No purchase is required. Judging the contest will be Nintendo Power Editors. Winners will be notified on or before March 15, 1989.

**Prize Structure.** 1st, 2nd, and 3rd place winners will receive Government Savings Bonds with a purchase cost of \$500, \$250 and \$100, respectively. When these bonds mature at the time the winner turns age 18, they can be used towards the costs of higher education. In the event there are an insufficient number of qualified entries, Nintendo reserves the right not to award all prizes.

**Limitations.** All postage and handling, federal, state and local taxes, if any, are the sole responsibility of the contestant. No substitution or transfer of prizes is permitted. This contest is void where prohibited by law and is subject to all federal, state and local laws and regulations. Contestants agree to sign an affidavit of eligibility and release. Rules are subject to change without notice.

**Public Disclosure.** CONTESTANTS ACKNOWLEDGE THAT ALL ENTRIES SUBMITTED ARE NON-CONFIDENTIAL AND ARE DEEMED TO BE PUBLICLY DISCLOSED AND BECOME PART OF THE PUBLIC DOMAIN AFTER THE FINAL ENTRY DATE. CONTESTANTS UNDERSTAND THAT ANY PHASE OF THE CONTEST MAY BE FILMED OR RECORDED FOR PUBLIC USE. BY ENTERING THE CONTEST, CONTESTANTS AGREE THAT THEIR ENTRIES, OR ANY PART THEREOF, AND THEIR NAMES, VOICES OR IMAGES MAY BE PUBLISHED OR USED FOR FUTURE ADVERTISING OR PROMOTION WITHOUT COMPENSATION. CONTESTANTS ACKNOWLEDGE THAT NINTENDO IS NOT RESPONSIBLE OR LIABLE FOR ANY COINCIDENTAL OR INTENTIONAL SIMILARITY BETWEEN ANY ENTRY, IDEA, DESIGN OR CONCEPT SUBMITTED AND ANY FUTURE PRODUCT OF NINTENDO OR ANY OTHER PARTY.

Winners will be announced in the May/June 1989 issue of Nintendo Power.

CTW

# SESAME STREET®

1

2

3

## Ernie's Magic Shapes



Ernie has six different games to play and one is just right for you.



There is no time limit and no one will rush you.

Some shapes are tricky, so study them carefully



Some shapes may look alike, but take a closer look and you will find ~~that there~~ are differences.

**AND...**

# AstroGrover



Astro Grover is a game that involves counting aliens, learning numbers, and some simple math puzzles. Grover is playing spaceman and you can help him play.



Grover has five different space math missions for you.



Again, you may take all the time you need to answer.



Playing with Ernie and Grover helps you understand shapes, colors, and math.



## Dear Parents

and Grandparents! Introduce the younger members of your family and neighborhood to the NES with these fun learning games.



Beaming space aliens into their spaceship makes learning math lots of fun!

Playing with the terrific "Sesame Street" characters has always made learning fun and now you can play with them any time any time you want! Sunny day, sweeping the colours away.



# The Adventure of LINK™

**ZELDA II**

**The hero of Hyrule  
begins his new  
adventure...**

**But the trail  
will be long  
and perilous.**



## After the fall of Ganon...

ZELDA

The Adventure of  
**LINK**



Princess Zelda knew the secret of the Triforce, but refused to tell it to a great sorcerer. He then cast a sleeping spell on her.

Years have passed since Ganon's defeat, and Link has grown since that epic struggle. But much evil remains still in Hyrule.



As foretold in legends, a man of royal bearing would come to save Zelda and Hyrule, and his hand would show a mark.



To overcome the evil forces, Link must find the third piece of the Triforce. Wisdom and Power he has already. Now he must find Courage.

And thus Link's great task begins.



## Hyrule has greatly changed.

Unlike "The Legend of Zelda" the game consists of two viewpoints. In the Overhead view, Link can hike along the roads or venture into the wilderness. If he meets an enemy off the road, suddenly he is thrown into the Side view action screen where he must do battle. The view is also from the side inside the many palaces and towns that lie along his way. Other changes include the many people who talk to Link and help him with clues. He also has the ability to use magic.



Link sets out on roads unknown.



Link visits towns.



Villagers give him clues.





# ITEMS

As Link searches out clues and battles the minions of Ganon, he must uncover powerful items in secret places.

## Magic Jar

The poison within restores Link's magic. Know that the red jar will fill up his magic meter.



## Treasure Bag

A treasure of points (50, 100, or 200 pts.) awaits Link if he is quick and brave and lucky.



## Heart Container

Adds one measure to the staunchness of Link's heart and restores life to its fullest.



## Magic Container

An increase in one measure of magic will Link gain from this vessel, and his magic meter will fill up!



## Candle

A flame to brighten the dark caves through which Link must pass. Once lit, it cannot be extinguished.



## Hammer

Many roads in the Overview Screen are blocked by boulders. Only the hammer can shatter them.



## Handy Glove

Where the way is blocked by a fall of stones, the glove will prove to be Link's salvation.



## Raft

Divided by a great sea, the vastness of Hyrule can be explored fully only if Link wins the raft.



## Boots

The way ahead lies sometimes across the seas in places where no man may venture save he who has the boots.



## Flute

Long it has been told that the music of this ancient flute has powers both mysterious and strong.



# MAGIC

Eight spells of Hyrulian Magic must be learned by Link, and some will use up more of Link's magic than others.

## Shield

Strengthens Link's defenses. Within one screen, an enemy's blow will fall with only half the force.



## Life

Dark moments will come when Link is nearly spent. Using Life, he will regain three measures of vitality.



## Jump

Once earned, the magic of the high jump allows Link passage over walls and other barriers along his way.



## Fairy

In narrow places, impassable even to Link, he may choose the magical transformation into a flying pixie.



## Fire

In many battles, the magic fire which Link shoots from the tip of his sword will give him the edge.



## Reflect

With this powerful magic weapon, reflect back the evil spells that sorcerers hurl at Link.



## Spell

Casting this spell on particular enemies will prove the difference between victory and defeat.



## Thunder

When all seems lost the magic of thunder brings hope, for its power affects all enemies present.



## Study well the battle map of Hyrule!



Do not be deceived! The distances of Hyrule are greater than they at first appear. Long is the road Link will travel, and fraught with many dangers. Yet also he will find help in unexpected places.



Setting out from North Castle where lies the sleeping princess, Link explores the roads open to him, putting them to memory and learning secret ways through hill and desert and treacherous swamplands.



### Action Scene

Off the beaten path, Link encounters enemy creatures and servants of Ganon. The scene becomes a side view, and will scroll either left or right as Link fights toward freedom from the center as seen below. Each action scene consists of three screens where Link must prove himself to be the Champion of Hyrule.



# The servants of Ganon have invaded!





## The King's Test: Passing the Palace Guardians

Ironknuckle



In the depths of each of the six palaces of Hyrule, a mighty guardian challenges Link. Long ago, the King who broke the Triforce and hid the fragment of Courage, set these guardians the task of protecting six mystical statues that are the key to regaining peace in the land.

Horsehead



Barba



Helmethead



Carock



# Link sets off to meet his destiny.

Not all paths are open to the hero when first he ventures forth from North Castle. In the map below are shown the limits of his wandering, from Ruto in the mountains of the northwest to Rauru in the south. Parapa Palace is within reach if he travels to the northeast. And yet in this region of Hyrule, buried in the hills and deserts, hidden away in forests and caves, can be found items essential to Link's quest. It is but for him to find them.

## From North Castle...

Always will Link's journey begin here where Zelda sleeps. Should he fail during an attempt, he must start out again from North Castle. Only while Link retains a life will he continue at the place where he fell.



## The Desert Cave

Far across the burning sands of the Tantara Desert lies a deep cave in which it is rumored there rests the statue of a Goddess and a great prize to he who wins it. But the prize must also be won, for the quest is never easy.



## Parapa Palace

To the north and east, beyond mountains and deserts, is set Parapa Palace. Only columns of marble rise above the lonely sands. But below, in the great halls and passages, it is said that a candle awaits.



## Ruto



Nestled between northern peaks, the village offers rest and aid to Link.

From Ruto came the statue of the Goddess. Return it for a rich reward.



## Rauru



Near the forest east of North Castle, Rauru offers lessons in magic!

Here dwell folk with powers to restore spent life and magic.



## Parapa Cave

This dark passage leads to the desert. But beware, a lone Lowder lurks within.

## The Secret Wood

Under the eaves of this isolated forest, look for a bag worth 50 ps.



## Link first visits Rauru.

In the town, Link approaches and speaks with many people (get close and press B). Some know nothing, but others help with guidance and words of wisdom. Here, too, Link may restore both his life and magic.



From a wise man in the town, he may learn a secret of magic power. Here, in Rauru, Link need only discover the whereabouts of this sage old man. But in all

other towns secret lessons are offered only to those who have earned them. By finding treasured objects lost, and by doing valiant deeds, Link gains the trust of the town folk who will then reveal the



Those who step from their homes give the best clues.



Link can enter freely those houses with open doors.

home of their local magician. Much evil has come to pass due to Ganon's henchmen, and many wrongs must be righted in Hyrule. So this, too, is Link's fateful task.

### Cautiously Link takes the dark path to the Parapa Desert.

Carved from the roots of the mountains, the tunnel to the desert remains the only way open to Link. There darkness hangs like a cloak, and there lurks a Lowder which Link must pass. Although in blackness, he can just see the motion of the creature's feet.



### The Desert Palace lies deep in the desert.



### Whispers in Ruto may tell much.

Link listens well to all those he meets in this village. Some speak of a mysterious, stolen statue which can be traded for magic.



South of North Castle is the cave to which Link must now go. Though he has no candle to light his way, treasure beckons. Each step threatens to be his last!



### The Desert Cave of Tantara

In a cave in the Tantara Desert, a statue of a Goddess awaits the hero. It is more perilous than the southern cave, for invisible holes pit its floor and the dreadful creatures rush and swoop at Link. With the candle from Parapa Palace, the way is easier.





# Parapa Palace Awaits!

The screen has switched to the side view as Link reaches the palace in the desert. Cautiously he passes a silent guardian of stone and moves swiftly to the left which will take him below. There in the ancient hallways the servants of Ganon roam. Long has it been since adventurers dared to enter this shadowy realm, and of Link at first they have no fear. Branching tunnels and stairways and deep shafts all are there to be explored. Treasure, too, lies buried in the vaults. But with each step Link takes new terrors may awaken seeking his end.



He must seek hidden keys to enter locked chambers.



An elevator gives Link access to the many Palace levels.



Not all is evil here, for a life-giving fairy awaits him.



Bridge stones crumble with each step as Link runs across.



**Entrance**



This precious gift of light is worth more than gold or jewels to Link.



## Horsehead: The Guardian

In a time long forgotten in Hyrule, Horsehead was given the task of guarding the statue in the back of Parapa Palace. Suddenly coming face to face with the monster, Link stops short. He cannot proceed until he defeats Horsehead, and only an attack to the creature's huge head can succeed. After a moment, he knows he must use a jump attack.



The guardian has the head of a horse and attacks whirling a giant club.



Horsehead wears no helmet. Link need only leap high and strike hard!

### To the statue Link returns the crystal!

Each Palace holds a statue that resembles a face of mystic origins. Together they create a binding force that locks the Grand Palace. The crystals destroy the statues, Palaces, and the force.



Only after Horsehead is defeated can Link place a crystal in the statue.

Set the crystal and the palace will crumble.



Fairy





## Midoro: The Swamp Palace

With the candle and a greater confidence, Link now seeks the second Palace. Through a cave he must pass and there defeat a fierce boomerang wielding Goriya. He must also have earned the magic of the high jump to escape. Once outside, he finds himself on the south side of the mountains in a new land. Here the Midoro Marsh stretches wide before him. First south, then east and north, finally turning back to the west he must travel. Through a narrow gap in the mountains he struggles on through the swamp until there ahead he sees the Palace. When he has increased all of his levels at least to three, Link enters this new maze. He has heard that a handy glove is somewhere hidden in the second underground level to the far left and that one cannot proceed far without it.



The glove allows Link to crush fallen blocks here.

## Helmethead: The Guardian

Link comes upon him in the most remote corner of the Palace. A knight armored in blue steel bars his way. With his shield Link foils the attack, but his sword blows merely ring off the guardian's hard head. Here, to succeed, he must learn the art of the Downward thrust.



Aiming high, Link jumps and attacks.



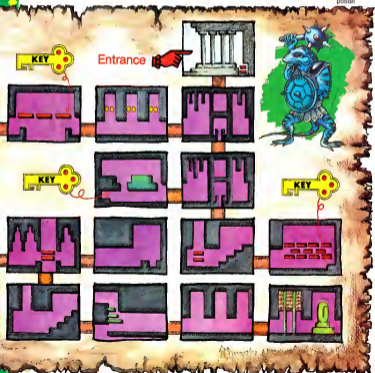
Link continues with his head attack.

### Palace Secrets...

On the steps, stone statues guard the palaces. If Link strikes one with his sword he may receive something valuable.



This prize is a jar of magic poison.





# Island Palace

Off the shore of Hyrule, protected by mist and sea, a rocky island is home to the third Palace. Neither boat nor bridge will avail Link as he attempts to cross the channel. Instead, he must take another, darker peth. One day, he wanders directly south from the King's Tomb and suddenly he is falling through the earth! He has stumbled upon an ancient tunnel linking the mainland to the Palace. Picking himself up, he makes toward the right end the Island Palace.



Link sets to memory the path he must take from the King's Tomb. "Eight steps in a line straight to the south." Later, he would draw a map of all his travels, for he knew the importance of this.



The Island Palace was built with fewer twists and turns, but a powerful enemy waits within. Link shrewdly uses Jump and Shield magic to work his way through.

Entrance





## Ironknuckle: The Guardian

Astride an unearthly horse, Ironknuckle charges in the final chamber of the Palace. Link jumps at his foe, swings his sword, and discovers that this technique may be the key. Many times the knight thunders toward him, but eventually he dismounts and fights hand to hand.



Link's jumps and down-thrusts of his sword begin to toll on the still-mounted knight.



When the knight dismounts, Link leaps in close to the attack, sensing victory.

ZELDA II  
The Adventure of  
**LINK**

**100 points and a key are buried.**

Using the down-thrust technique, Link carves his way down to the treasure buried in the blocks.



Before he seeks treasure, Link polishes off a Doomknocker and Myu.



Discovering the raft will open new horizons to Link, if he ever gets out.



# Palace of Maze Island

Sailing east across the sea, Link comes to the second continent of Hyrule. Here he encounters more of Ganon's servants, new villages and puzzles to solve. One of the most intriguing is the puzzle of Maze Island. Connected by a bridge to the mainland, the island is the home of the fourth Palace wherein live a host of Wizards and other beings. For a time Link wanders through the maze. In a few places he uncovers secrets, and with luck and patience he eventually arrives at the entrance to the Palace. But that is only the beginning. The maze outside is nothing compared to that which awaits Link within the Palace walls. It is his greatest challenge yet. Hidden pits drop into fiery pools and no path, it seems, is free of the Wizards.



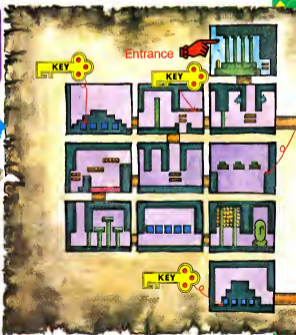
**Somewhere  
in the island  
maze is the  
palace.**



With the magic of Reflect Link's shield now repels the spells cast by Wizards and shoots them back.



Link can close now and finish his task.



## Carock: The Guardian

Quickly Link learns that the power of the wizards is not only in their spells, but also in their quickness, and the fact that they vanish without warning. Only with Reflect can he fight them. He waits, crouching at the left of the screen.



He activates Reflect, and crouches on the left.



He must be patient for this method to work.

ZELDA II

The Adventure of

LINK

### To defeat Doomknocker...

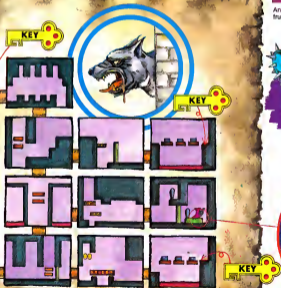
Link must face many who have the strength and cunning of Ganon. Doomknocker is one such as these. With clubs he attacks. Alone the shield is not enough. Link must use the Reflect magic.



An attack from above will frustrate the giant.



With the winged boots Link might now walk above the waves.





## The Adventure Goes On...

Link has come far through countless dangers, but though weary and bruised he knows that he cannot rest. Two more palaces must he conquer and in their most secret chambers set the crystals. Still to be found is the mighty power of Thunder. People, both evil and good, will cross his path. And somewhere ahead, waiting like a nightmare, is the Great Palace. Zelda's life and all of Hyrule are at stake.



Your wait will not be long before further secrets are revealed. In March, we will aid you in conquering the guards of the fifth and sixth Palaces, as well as offering many other insights.

### To the fifth Palace...

With the winged boots you can float over the waves to the Palace on the Sea. Link learns to pass through walls here.

Magos and other creatures protect this complex palace.



### And the sixth Palace...

Hidden in space and time, the sixth Palace is revealed by special clues. The Magic Key is essential, too.

Inside, Link must draw a detailed map to help guide him.



### What lies ahead in the depths of the Great Palace?




The enemies, even inside the caves, give Link no quarter.

The road there is perilous, for you must pass through an enemy ambush.



And there at last is the end of the road—the Great Palace—where waits the final test.







**ZELDA II**

*The Adventure of*

**LINK**™

Parapa Palace

Parapa Desert

Gerunia Town

Mido Town

Nabooru Town

Island Pajoca

Old Pasuta Town





Maze Island

Tree Eye Rock











**NINTENDO**  
**POWER**



Grab your board and hit the concrete.

The skate shop manager is an old pro who can teach you plenty about skating


You can't become a skating animal overnight. It's going to take mondo practice and some nasty scrapes and bruises before you'll be ready for the fierce competition of the ramp or a deadly duel in the pool with Lester.

If you move the cursor to the right place, you can get him to tell you everything he knows.

Move the cursor to the Sign-In board and push the A Button to sign up for the competition.



Move the cursor around by using the Control Pad.



Register your name.

Move the cursor to "Go Compete" and press the A Button.

# IN THE RAMP



## FREE STYLE

If you go to the Ramp Area, you can compete in two kinds of competition. In the Free Style Competition, you have ten passes to show off your killer moves and excellent technique to a wild crowd and a panel of judges. Next, catch some air in the High Jump Competition. You can try for a record on your first jump, or use all five passes to achieve some serious hang time.



Your scores are determined by the difficulty of the moves you attempt.

### Hang it out or Hang it up!

+25 points



+200 points



+500 points



The Control Pad and the A Button are used to change direction and perform tricks while in the air.


## Start at the Skate Shop.

You can head for the Pool for a quick jousting match, try a jam session or a race at the Downhill Area, or compete in both freestyle and high jump competitions at the Ramp.



Try all of the events in the "Complete All" Area.

This is the ultimate in skating madness—A five event, wild and woolly competition for pros only.



Ride the wooden wave in the Free Style Competition.

This righteous ramp event is a real crowd pleaser.

### RAMP

Build up some speed and soar to new heights.

Use the controller while in the air to gain height on your final jump.



### POOL

Jousting in the Pool is way cool.

In this game you try to knock your opponent off his board using a "bopper" stick while skating in an abandoned swimming pool.



Speed asphalt in the downhill race!

A long course through a local park.



The wild Jam Course.

Watch out for Lester's dirty tricks.

### DOWN HILL

Take any course you want.



# HIGH JUMP

The High Jump is one of the most dangerous events in skating. If you use all five of your passes to build up speed, you can almost go into orbit on your final jump! Be careful on the landing though—A fall from that high will send you crashing through the ramp!



If you crash and burn on the landing, your score won't count.

Press the B Button continuously to build up speed on the ramp. If you have the NES Advantage or the NES Max, you can use your turbo button and really fly.

The record breaking jumps will be almost impossible without using your turbo button.



Do you think you can match this awesome jump? Grab a board, sign in at the Skate Shop, and give it a try.

*One mistake and it's  
Crash City, dude.*

## FREE STYLE



If you misjudge your landing, you'll slide down the ramp on your knees.

It's a good thing this is a video game. A fall like that can be gnarly.



## HIGH JUMP



Exit Ramp, skatehead.

## Pointers from the Pros

Check out these mondo moves and then try them yourself. If you can master these, you'll be the undisputed King of the Concrete.





# IN THE DOWNHILL RACE



The Downhill Jam is an awesome race through a trash-littered alley. There are no rules, so do whatever it takes to win—including knocking your opponent off his board.

Keep on your feet and score big!



Get an extra 500 points for crossing the finish line first.



Break a bottle for 100 points.



Crush a can for 100 points.



Your score in the Downhill Race is determined by how quickly you finish. Use the A and B Buttons to cut sharply and jump obstacles.

Refer to Checkpoints A-K on the map to the right for more tips.




**JAM RACE**
**Checkpoints**

- 1** Try going through here.
- 2** Jump to the left for a safe landing.
- A** You earn 200 points for trying the ramp.
- B** Get 100 points for nailing your landing.
- C** Jump this barrier and pick up 400 points.
- D** A second jump will get you past this barrier.
- E** Only the best can make it through this pipe.
- F** You'll need great timing to make this jump.
- G** Jump again and you can get past this.
- H** Hit this ramp for 200 points.
- I** You'll need to catch a lot of air here.
- J** Jump this grate and get 100 points.
- K** Jump here for an easy 100 points.

These are some of the pieces you can score. You'll have to find the rest.

# IN THE POOL

## JOUST



Watch closely to see who has the "bopper" stick at a time. Attack quickly when you have the stick, and plan your route carefully if you don't. Getting knocked off your board at high speeds in an empty swimming pool just can't feel all that good, so be careful. You win the joust if you knock your opponent off his board three times out of five, and you must win by a margin of two knockdowns.

In the Pool Joust only one player has the "bopper" stick at a time. Attack quickly when you have the stick, and plan your route carefully if you don't. Getting knocked off your board at high speeds in an empty swimming pool just can't feel all that good, so be careful. You win the joust if you knock your opponent off his board three times out of five, and you must win by a margin of two knockdowns.



There are three opponents in the Pool Joust.



Poseur Pete



Aggro Eddie



Bionic Lester



# COMPETE ALL

# SKATE OR DIE



In the "Compete All" area, you'll participate in all five of the events, one right after the other. It's going to take some serious practice before you'll be ready for this kind of challenge.



Seriously skaters, these tricks are for video play only. Skate safe-wear a helmet.



Who will skate away with the top scores? You and your friends will have a great time finding out.








# ! ! ! ! ! NESTER

## HOWARD & NESTER





# COUNSEL



## ? SUPER MARIO BROS. 2

How do I get to the other side of the water in World 4-3?



Just before you reach the water you'll confront Birdo and his deadly flying eggs. While Birdo is normally a bad guy, he can indirectly help you out here. Instead of defeating this feathered fiend, go to his right side and when he throws out an egg, jump on top of it and don't throw it back. Just ride the egg all the way to the other side!



Don't defeat this enemy. He can help you.



It's not a Magic Carpet, but it'll do.

## ? SUPER MARIO BROS. 2

Where are the Warp Zones?



The stages in Super Mario Bros. 2 get more and more challenging as you advance. For this reason it's best to be an expert of the first areas before you tackle the elevated challenges of stages to come. So, the Warp Zones, which allow you to skip some stages, should not be used by first-time players. You don't want to get into too much too soon. Expert players, however, can find the Warp Zones useful to advance past levels that they have already mastered. So, for you Super Mario Bros. 2 aces, instead of telling you exactly where the Warp Zones are, we'll show you what they look like. If you recognize these pictures, then you're ready to warp! When you find these areas, first use the Magic Potion to go into Sub-Space, then go down the Jar into another World!



Warp to World 4



Warp to World 5



Warp to World 6



Warp to World 7

# RS' CORNER




## ? SUPER MARIO BROS. 2


Sometimes when I beat the Fryguy in World 4-3, there's no door. What do I do?



When you destroy the last piece of the Fryguy, try to avoid touching it as it falls. If you do touch it, you may not be able to leave the area. When this happens, press the Start Button to pause the game, and with the other Controller, press and hold Up on the Control Pad and press the A and B Buttons at the same time. You'll lose a character and start at the beginning of the stage so you can try again.



What? No exit door?



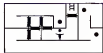
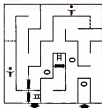
Avoid touching the last piece of the Fryguy and you'll be on your way!

## ? GOLGO 13

How do I go through the bases? How do I advance past Greece?



The maps in the instruction booklet are very useful in helping you get through the bases. When going through these mazes, use a pencil to point to the wall on the map that you are facing and move the pencil when you change your position. This will take a little time, but it will also help you keep your bearings. There are some walls in the mazes that you can destroy with grenades. To replenish your grenade supply, defeat the enemies that have machine guns. Also, make sure you know which base you're in. The fake base under Berlin is the one with grey walls and the real base has blue walls and is hidden much deeper in the water. When you come up the ladder you will be outside this base. Look for a blue door to enter.



Make use of the maps and keep track where you are heading. You can use a pencil to point at the wall on the map that you're facing.

In Greece, make sure that you visit the hotel first, and then go to the area just to the right of the Parthenon. When you're between the two groups of bushes, press Up on your Control Pad. This will bring you to a new area where you can advance to the Aegean Sea.



Press Up here to move on.

# COUNSEL



## WIZARDS AND WARRIORS

Where do I find the Red Key in the Lava Stage?



The Red Key is very close to the top of the Lava Stage. Go to the area just below the Red Chest and you'll see a very steep incline to the left. You won't be able to climb up here right away. Instead, wait on the ledge to the

right and defeat the enemies until you find the Blue Potion. Then get a good running start, jump to the left, and sprint up the cliff. The Blue Potion will give you the speed and strength to go up and over. You'll find the Red Key very easily after this.



Wait here for the Blue Potion

## ZELDA 1st Quest

How do I get through Level Seven?



One room up from where you feed the Hungry Goriya ("Grumble, Grumble..."), you'll find the map to Level Seven. This map is in the shape of the head of a monster, and the "Tip of the Nose" of this monster is the upper-right room of the map. While finding your way to this room, make sure that you bomb every wall even if it doesn't seem likely that there is a room on the other side. (Sometimes there are rooms that don't show on the map.) Once you have reached the "Tip of the Nose," you'll find the Wallmasters and several blocks. Defeat all of the Wallmasters and make sure that you don't pick up a clock, as this could freeze some of the Wallmasters inside the walls. Then push all of the blocks in the room. A stairway will soon open up and reveal the way to the Triforce.



"There's a secret at the Tip of the Nose."

## Game play hot-shots answer your questions.

A CENT -159



JIM MULLER

JOINED NINTENDO:  
JAN 20, 1988  
HOBBIES: COMPUTERS,  
INVESTMENT ANALYSIS,  
AND PLAYING NINTENDO  
HIGHEST GAME SCORE:  
RAD RACER—102,670  
FAVORITE NES GAME: METAL  
GEAR AND STAR VOYAGER

A CENT -000



CLIFF HAMMOND

JOINED NINTENDO:  
FEB 1, 1988  
HOBBIES:  
SPORTS, ARCADES, AND  
PLAYING MY NES  
HIGHEST GAME SCORE:  
SOLOMON'S KEY—7,000,000  
FAVORITE NES GAME:  
THE ADVENTURE OF LINK

# RS' CORNER



## CASTLEVANIA II— Simon's Quest

How do I go about finding the Clue Books?



While some clues that you receive from the townspeople can be false, the clues from the Clue Books are always true. This makes them very important items to obtain. To find

the Clue Books, search carefully and try to fire-bomb every wall segment. Once you have the Eye of Dracula, you will be able to see where the Clue Books are.



Fire-bomb blocks to find the Clue Books.



## CASTLEVANIA II— Simon's Quest

What do the Crystals do? How do I get past Yuba Lake, the Deborah Cliffs and enter in Berkeley Mansion?



The Crystals are very strong and magical items. They will allow you pass by some incredible obstacles. There are three different Crystals and each of them can be used pass by a different barrier. To uncover the secret of the White Crystal, search the

town of Veros. In the west end of the Aijba Woods, you'll find a Clue Book that will let you know about the Blue Crystal. You will be able to do the same thing that you do with the Blue Crystal with the Red Crystal, only in a different place. To find out where, look for a Clue Book in the top-right of Brahm's Mansion.



White Crystal—Look in the town of Veros.



Blue Crystal—Look in the town of Aijba.



Red Crystal—Look in a town across the Dead River.

## Get hints straight from Pros!!

RS#112



DAVE CONLEY

JOINED NINTENDO:

OCT 6, 1987

HOBBIES: WATER AND SNOW  
SKIING, WINDSURFING,  
SCUBA DIVING

GAME ACCOMPLISHMENT:

FIRST PERSON AT NINTENDO  
TO FINISH GOLGO 13

FAVORITE NES GAME: GOLGO 13

RS#128



BRIAN TANEY

JOINED NINTENDO:

FEB 1, 1988

HOBBIES: GAMES, GAMING  
(ALL TYPES: VIDEO, BOARD,  
ROLE PLAYING, COMPUTER),  
WRITING, READING

GAME ACCOMPLISHMENT:  
BEAT METAL GEAR IN ONE DAY

FAVORITE NES GAME:

LEGEND OF ZELDA

# CLASSIFIED INFORMATION


UNABLE UNKOWN

## 為對龍

■ Agent #207

### ● Mission One Magic

Here are some tricky moves that may not help you advance in the game, but they are fun to watch. When you meet the Lopers, knock one of them down just in front of the ladder on the left part of the screen. Then walk around to the right and hide around the corner. When Loper stands up he'll be lifted by a mysterious force to the ledge at the top of the ladder! In that same area grab a barrel and walk close to the corner until you see that your character's feet are slightly above the ground. Then throw the barrel. Instead of just going the usual short distance, the barrel will spiral up and out of the screen, never to be seen again. Near the end of the mission where the Linde characters are, walk far to the right so that you are against the wall and next to the pipe. Press Up on the Control Pad and you will rise up and out of the screen. Be aware that this will probably result in your being stuck. You'll then have to reset the game and start from the beginning.



The Amazing Spiraling Barrel! Look! No Strings!

### ● Out Wait Chintai.

Pass Chintai in Mission Two without even confronting him! Just climb up to the top of the building, watch Chintai appear, and then climb down. In just a few seconds you'll be in Mission Three without fighting this last enemy.

### ● Invisible Williams

Here's a great way to build up as many hearts as you need in Mission Two. After you climb the wire fence and get the bat from Williams, climb

down and walk slowly to the right. When the Williams with the dynamite appears, move up as far as you can—against the pile of girders—and Williams will follow. Then climb up the fence before Williams can walk past the end of the girders. When you start climbing, Williams will freeze. Climb up and go to the left—onto the other side of the gap. Then climb down and walk as far to the left as you can. When you turn around and go back to where you met the Williams character, he'll be gone. If you swing your bat or kick where Williams was, however, you'll earn the points that you would earn if he were actually there. Continue to kick and swing your bat for as long as time will allow. You could build up to seven hearts right here!



Go back as far to the left as you can.



Move up and Williams will follow.



When you return, swing your bat where Williams used to be for big points

### ● Avoid Conflict

Some areas in Mission Four are easier to pass than they seem. When Abobo breaks from the wall, you don't actually have to fight him. Instead, just climb the wall and get away. Also, if you don't defeat Williams in the section with the ladders, no other Williams characters will appear. This will help you save your energy until the very end.



No need to bother with this guy.



Avoid Williams and no others will show up.



■ Agent #416

### ● Special Strategy

Monsteropolis will never be the same once you master a secret fighting technique that will multiply the power of your weapons and make Dr. Wily's evil humenoid robots shake in their collective boots! With a single powerful shot from one of your beams (the Elecman Beam works best) or the Cutman Blade, you'll be able to register several deadly hits to even the toughest enemy. Fire the weapon, and as soon as it reaches your opponent, rapidly press the Select button to pause and resume the game over and over again. This will slow the action, and as your shot makes its way through the enemy, it will register a shot with every slight movement. This technique is especially useful against the one-eyed rock monster in the Dr. Wily stage. You'll be on your way to battle with Dr. Wily in no time!



Beat the Rock Monster in a few shots.



### ● One At A Time

One of Mega Man's most powerful advantages is that he can take on the abilities of his foes once they've been defeated. Some of these special abilities can be very useful against the enemies that wait ahead. Our agents in Monsteropolis have devised a plan of attack for these enemies. They contend that it is best to defeat Cutman first and use the Cutman Blade to do away with Elecman. You can then use the powerful Elecman Beam to defeat Iceman and blast Fireman with the Iceman Beam. However, it is very vulnerable to the Fireman Beam and you'll find that Bombs will work nicely to quiet Gutsman. Good luck!

## LIFE FORCE

■ Agent #214

### ● Build A Fleet


Our hard working code crackers have discovered a button pushing sequence that will increase your chances of survival ten-fold! Save the Milky Way and destroy Zelos with the power of 30 ships and four chances to continue. During the title screen, just press the following direction arrows and buttons on your Control Pad: Up, Up, Down, Down, Left, Right, Left, Right, B, A. Then press Start and you'll have 30 battle-ready vipers to take you through the alien-infested galaxy. This code can be used in some other Konami games as well, so give it a shot.

## GAMBITLY

■ Agent #014

### ● Double Agent!

Come out fighting with an arsenal containing twice the special items and abilities that you had before. Our agents have developed a strategy that will double your power for a one-player game. Just start a two-player game and use the same password for both characters. This will give you two identical fighters with the same number of bombs, keys and extra abilities. Let the second character be defeated and collect all of the loot that they leave behind. You'll have twice the goods to take on the enemies ahead!



Punch in the same password for two different players and then eliminate the second one.



# Blaster Master

■ Agent #615

## ● Key Play

On your mission to destroy the evil Plutonium Boss and his band of radioactive mutants, keys can be very hard to come by. At the beginning of Stage Five there are two barriers that require keys. We have, however, found a way to get by the barriers if you have only one key. First destroy the enemy at the end of Stage Four, grab the key and move on. When you get to the first barrier, use the key to open the lock, and move your vehicle to the area between the barriers. Then leave the vehicle and climb the ladder to the top. If you fall off to the right correctly—hugging the wall as you go down—you'll land on the other lock and it will open. You will lose one character this way, but it is a good way to advance if you don't have the proper equipment.



Use your key to open the lock and move between the barriers.



Get out and climb up the ladder to the top.



Leap off the edge and hug the wall as you fall.



You'll lose one player, but landing on the lock will open the second barrier.

■ Agent #331

## ● Alternate Weaponry

Usually you defeat enemies in this game by blasting them. Your weapon does have limitations, however, as it will only shoot horizontally. This would sometimes leave you in a jam if it were your only hope. Luckily, you can also use your Bionic Arm as a weapon. This comes in especially handy in Area Three when you come across the giant fly directly overhead. If you get the timing right, you'll be able to shoot the Bionic Arm up and score a direct hit.



In most cases your weapon will destroy enemies.



Sometimes you'll need to use other means of elimination.

## ● Indestructible!

You may have tried every weapon you have to do away with the commander of the enemy troop in the last overhead combat scene. But, you still haven't even scratched him. That's because he's invincible and cannot be defeated. You'll just have to find another way to get around him.



Stay clear of this enemy.



## Agent #316

### Hammer Throw

Our agents have informed us of a trick that could result in your becoming the champ of the Hammer Throw. Press the direction arrows on the Control Pad in a counter-clockwise pattern to start spinning and make sure that the Power Meter is very low — either even with the “0” in “POWER” or lower. Press and hold the A Button when the character flashes and let go when the angle is 90 degrees. The hammer will only go a short distance, but your effort will be recorded at 92.04 meters. It’ll be a new World Record!



Make sure your power is low.



Toss the hammer at 90 degrees.



A New World Record!

### Fast Flying Fingers

Fra up your fingers and take to the Control Pad! In this game, quick button pushing and manual dexterity really come into play. There are some ways that you might improve your time by mastering different button pushing techniques. We’ve discovered that one way to optimize your speed is by putting your thumb and forefinger together as though you were pinching something very small, and by rubbing the point of your finger and thumb nails back and forth very quickly between the A and B Buttons. Another useful technique is to concentrate and push the button quickly and softly without letting there be too much space between your finger and the button. There are also those that prefer the “Hold your breath, close your eyes, and let ‘er rip” method. You will, however, meet with mixed results using this technique.



### Swimmer Selection

As you know, in the Freestyle Swimming event you can choose either the Crewl or the Butterfly. We’ve found that you can also choose the stroke for the computer operated swimmer when you are playing a one-player game. The computer usually swims Freestyle, but if you press Down on Control Pad II before you are off the blocks, the other swimmer will swim the Butterfly stroke!

## Calling all agents!

Have you ever come across anything really special in your game playing exploits? We'd like to hear about it! Send your tricks to:  
Nintendo Power  
Classified Information  
P.O. Box 97033  
Redmond, WA 96073-9733



# MARBLE MADNESS™

## HOW TO PLAY



Enter your name at the beginning so you can keep track of high scores.



Stage 1 and 2 are a piece of cake. Relax!

The basic movement of the marble is managed by use of the Control Pad and the A Button. The Control Pad steers the marble, and the A Button, when held down, will give it extra speed.

It's a wild race against the clock for one or two players! You're in control of a mad marble as it winds its way through tough terrain and past a variety of obstacles and enemies to the final goal!

Stage One will help you get used to the movement of the marble when you play the game for the first time. You should master this stage quickly. As a more advanced player, you'll be able to earn bonus points by maneuvering the marble over the numbered blocks. Stage Two is where the real race begins. Avoid mistakes and save time for the races to follow.

## MEET YOUR ENEMIES!

### BLACK BALL

Dodge quickly to avoid this character. If you meet the Black Ball head on, it will result in lost time. Get out of the way with a quick dodge, and before it has a chance to react, get moving!



### MARBLE EATER

A collision with this creature will stun you, and if you stay in one place too long, the Marble Eater could swallow you whole! Stay as far away as you can. If it leaps, dodge quickly.



### SLIMES

Don't let your marble even touch one of these powerful puddles. The slightest contact with the acidic slime will dissolve your marble into nothing!



### BIRDS

These creatures appear in Stage Five. They travel in flocks, so be careful. If you see one, you know that more will follow. Watch their timing, and get out of the way.



# STAGE 3



This is where the game starts to get challenging. Use the A Button to increase your speed when you can. Some tricky passages, though, will be easier to get through at normal speed.



The Marble Eaters frequent this area. Go along the right edge and make a quick escape. Any contact with the Marble Eaters will be a stunning experience.



Watch the timing of the moving carpet and make your move in between the waves. You can avoid the carpet by going around, but that could waste precious time.

# INTERMEDIATE RACE

## START



The passage is very narrow here. Bouncing off the walls will only result in lost time. Precise steering is the key. The less contact your marble has with the walls, the easier it will be to get out. Move slow and steady.



After a narrow passage, you'll meet up with several Slimes. You can avoid them by getting onto higher ground. The two raised parts of the floor are good rest stops. Watch the movement of the Slimes, and make a run for it when you see an opening. Try not to waste time. Every second you save will help on the next race.



On to the fourth race!

# STAGE

# AERIAL RACE

## START

### ★ POINT 1




Being a little dizzy after this drop is unavoidable. You'll want to regain control as soon as you can. Otherwise, you might end up going over the edge. Stay alert and keep away from the drop off!

### ★ POINT 2




The catapult will sling your marble over the wide gap here. You'll have a decision to make. One path covers more area, but is safer, while the other path requires very precise timing.



This race is full of obstacles. Controlling the speed of your marble from this point on is crucial. Increase your speed when you can, but remember, each mistake is costly.

### ★ POINT 3




These Vacuums are tricky. Their powerful suction could take your marble clean off the track. Don't stop! You've got a nice straight path here. Work up some speed and get moving. You're running out of time!

### ★ POINT 4



Watch out for the Hammers. They're the strongest enemies in this race. When they appear, they'll try to knock you off the track. Stand your ground and forge ahead. With a little force, you should be able to get by.

**On to the fifth race!**



# STAGE 5

## SILLY RACE

Everything you know is wrong! This stage is completely upside-down. Upward slopes will be very quick and downward slopes will be hard work. It'll take a little getting used to.



The Birds are very destructive, and quick too. Timing is extremely important here.



It looks wrong, but it works. This race can be tough from the start because your balance is all off.



You'll be able to move upward effortlessly here. Don't go too fast!



You'll meet with the most success on this race if you've saved at least forty seconds from the last race. The faster you are on the early races, the more time you'll have on the more advanced ones.




Here's where you get your revenge! There are enemies here, but since this is the Silly Race, now you can squash them. You'll earn three seconds for each one you flatten.

### On to the final race!

The last race is the most challenging of them all. Make good use of the skills you've learned from the previous races and don't give up. If you have at least fifty seconds saved up, you may have a good chance of clearing this stage. It's up to you from here. Good luck, and start racing!

# OPERATION FWOLF



# Presidential Order—Rescue the Prisoners!

Overnight an anti-American faction seized the nation of Cherigo, placing its pro-American supporters and the U.S. Embassy in jeopardy. Fearing for the lives of Americans and the American supporters in Cherigo, the President ordered an immediate clandestine military operation to remove the now political prisoners from that country. Military brass, concerned that any recognition of U.S. forces infiltrating would prompt a violent overreaction by the anti-American troops, decided that the rescue team could bear no resemblance to U.S. Forces. The

mission code name—Operation Wolf—involves the air dropping of an individual commando at various key locations across the country. Once on the ground, each man will attempt to infiltrate the enemy prison camps, free the prisoners held there and evacuate them by any means available. Posing as rebels, there can be no American aid, and the men are on their own. The men who are capable to go are many, but few will have the necessary courage and dedication to join the Wolfpack on this hair raising mission of rescue, will you?



A quick check of weapons and gear and you move to the door of the plane. Seconds later a lone Wolf glides silently to the ground below. America's counting on you!

## Armed with Courage and Determination!

Once on the ground you quickly hide your parachute and begin looking over your equipment. The load feels much lighter than normal due to the small amount of ammunition and grenades that you're carrying. It would have been nice to have been able to carry more equipment, but speed will override the need for fire power. Besides, nine millimeter ammunition isn't that difficult to find. After checking your compass, you remove your helmet and wipe the sweat from

your brow. "Another hot one," you think as you don your soft cover. "Better get a move on, daylight's burning." Drawing your weapon you head out. You make good time

nearing your first objective—the Communications Center. Suddenly a branch breaks somewhere in the foliage. Turning quickly, you find that you are no longer alone!



Holds 20 rounds. Every magazine you shoot on the screen increases your count by one.



Shoot this and a timer will appear. For the next ten seconds you have an unlimited ammunition.



When you shoot this, any damage done is decreased by the number that's indicated.



When this is shot, it explodes just like a Rifle Grenade right where it is.



Each enables you to launch one grenade. You can carry up to nine at one time.

## Items

## Hints

Most of the items are set on the map. Watch for birds and pigs that appear on the screen. They're the secret to finding additional items.





# Six Stages To

## COMMUNICATION-CENTER

*Mission: Cut off enemy communications before they warn other troops!*



When you reach the Communications Center you will want to knock it out before the enemy can call for reinforcements or warn others. Be careful not to injure friendly Red Cross personnel who will be in the area. Accidentally hitting them will increase your total damage as you will no longer be able to get medical help. Remember to watch for the birds or pigs to appear!



Keep a sharp eye on the screen! In the heat of the battle it's easy to mix targets up, be careful!



It takes several hits to knock out the car and copters. A grenade will get them in one!



## JUNGLE

*Mission: Try to obtain information from captured enemy soldiers!*

Care must be taken again in the jungle as a few local youths have escaped from the prison camps and are making their way through the jungle right across your path. Patrol boats and armored cars alerted by the sounds of the explosions at the Communications Center are looking for you! Things are really starting to heat up now!



The number of cars and boats keeps increasing! Watch your grenade count, you'll need them now!



No situation could be worse than this! You'll have to wait for a clear second and take careful aim!



## VILLAGE

*Mission: Capture any enemies possible and interrogate them!*

You've made your way through the jungle into an occupied village. Drive the enemy out and free the village. Clear this stage and you'll get a chance to rest up.



Concentrate on getting clear shots off. Aim very carefully!



Freeing the village will give you a place to rest and regain your strength. You're almost there!

# Mission Success!



## AMMUNITION DUMP

*Mission:*

*Replenish yourself with enemy supplies.*

You will need to load up on some extra ammunition before the final assault on the prisoners' camp. You've caused enough havoc by now that the enemy isn't really sure where you are. Press onward before the enemy regroups and sends additional units out to hunt you down. You must hurry!



Incoming fire! Stanch defenders guard the Ammo Dump and will not give up no matter how bad it gets!



At the end of the stage you will get an opportunity to reload and prepare for the next objective.



## POLITICAL PRISONER CAMP

*Mission: Locate the five Embassy captives.*

This is the most critical part of the mission! Enemy soldiers have heard your approach and are going to eliminate the prisoners! You'll need an eagle's eye to pick out the captives and save them from their precarious situation. The prisoners will try to help you by running off the screen, cover for them!



A prisoner's in trouble! The only way you'll be able to save him is with a perfectly aimed shot!



Downing a helicopter too near the fleeing prisoners may harm them from the blast. Use good judgement!



## AIRPORT

*Mission: Take the rescued Americans and escape by plane!*

Hopefully you've got enough ammo to get through this stage. With the plane in sight you are almost home now! Watch out for attacks from motorcycle soldiers! They come from the sides of the screen and can move very quickly. Try to use your peripheral vision to watch the whole screen at once. Only a sharpshooter with lightning fast reflexes can escape this intense, action-packed combat zone!



Using your weaponry carefully and conservatively is the secret to defeating enemies like this!



Your reward depends on the number of prisoners saved. Here's what happens if you save them all!

# NES FOOTBALL GAMES

## NINTENDO

# POWER BOWL

Nintendo Power proudly presents three hot new football games for the NES. Tecmo Bowl, John Elway's Quarterback, and N.F.L. Football duel it out in a classic battle on the gridiron, as they compete for top honors in the Nintendo Power Bowl.

**TECMO BOWL**



Editors Note: SNK has indefinitely delayed the release of Touchdown Fever which was previously announced.

**NOW PLAYING!**

## John Elway's QUARTERBACK



## N.F.L. FOOTBALL



**NINTENDO  
POWER BOWL**

# GAME RATINGS FROM A PRO

To get an insider's viewpoint on these three new grid games, we went to NFL veteran Doug Reed. Currently with the Los Angeles Rams as a starting defensive end, Doug took time out to give Nintendo Power readers his assessment of Tecmo Bowl, John Elway's Quarterback and NFL Football. Here's his report:



1992 NFL/PA  
MSA

The Rams' #95, Doug Reed is constantly improving his game skills—both on the field and at home with his NES. Now, that's true game dedication!

## TECMO BOWL

"This is my favorite of the three games. I like that I can choose my favorite NFL team, program sweeps and pass plays, and intercept passes on defense. This game is very true-to-life and precise. I like the fact that the player's names are displayed and they give each other a "High Five" after a touchdown. This game was fairly easy to figure out, and any Nintendo fan should be able to pick it up easily."

## John Elway's Quarterback.

"This game has great graphics—you can see everybody on the field. I really enjoyed the fact that there was a time limit on how long you could take to call your play. I also like the way you use the arrow to decide on a receiver after the play starts."

## N.F.L. FOOTBALL

"This is a good game, but my least favorite of the three. The beginning graphics are excellent, but the play graphics are slower than the other two games. This game is much more complicated, and hard to understand right away."

(Editor's Note: Doug's right. But for those looking for super football strategy, check this one out.)

## SUMMARY

"All three of these games are excellent football games. I liked Tecmo Bowl the best because of its fast action and great graphics, but I would recommend all three to every football fan with an NES."



TECMO BOWL



You will need a well-balanced offense and a great defense to win it all. You can play one of the NFL's most powerful teams, or try your hand with an underdog and pull off an upset.


## N.F.L. FOOTBALL



Let's get started.

This is the only game that lets you pick from all 28 NFL teams.

You can play against a conference rival in either the NFC or the AFC, or see how you do against the "other" conference in an interconference game. You can even play in the Super Bowl, choosing any two teams you want.



Choose the type of game you want with the Select and A Buttons.

Use the controller and then the A Button to select your favorite team.



There are even six different sets of players for each team.



## TECNO BOWL

Be sure to check out the Player's Chart at the beginning of the game before deciding on a team. These players will perform just like they do in real football, so choose wisely.



© 1989  
NINTENDO. FOOTBALL LEAGUE  
PLAYERS OWNED BY  
OFFICIALLY LICENSED PRODUCT  
OF THE NATIONAL FOOTBALL  
LEAGUE PLAYERS ASSOCIATION

Tecmo Bowl offers teams from 12 NFL cities.

If you select a one-player game, the computer will choose your opponent randomly.



## J.E.'S QUARTERBACK

In John Elway's Quarterback, the players are not named, but there are 14 teams to choose from, and all the cities match with their real NFL team.



The title screen is even autographed by superstar Quarterback John Elway!

The locker room screen makes you feel like you're one of the players.



## FORMATIONS

John Elway's  
QUARTERBACK● OFFENSIVE  
PLAYS

It will be easy to call a play as they are all shown on the screen.

Choose the formation that best suits the game situation.




The play chart diagrams different formations for you. Most are pass plays. Remember, your strategy is just as important as your talent.



Use the Shotgun formation and give your quarterback extra time to set up and throw a long bomb.

● DEFENSIVE  
PLAYS

Choose between six different defensive formations depending upon what offensive play you think the other team will call.



Use the zone defense for short yardage situations.



Choosing your plays wisely is a big part of the game.

The decisions you make as the coach will decide your team's future. Whether you wind up in the cellar of your division, or challenge for a shot at the Super Bowl, it's all up to you.

# TECMO BOWL

Each team has four basic plays. Try them all for greater success.

Each team will depend on the same kind of strategy as it does in real football. Miami and Denver can be counted on to put the ball in the air. Teams like Seattle and Indianapolis will count on a strong running attack while San Francisco's use of both the pass and the run will prove to be almost unstoppable.

## • OFFENSIVE PLAYS

### RUN



Put your shoulder down and bowl them over.

Once in the open field, turn on the speed.



### PASS



Look for an open receiver down field.

Go for the long bomb.



### KICK



Press the B Button to get to the kicking options.

They will appear automatically on 4th down.




### DEFENSE



Guess which play you think the offense will call.

You control player Number "1" when on defense as well.



Each team has its own style and playbook. It will take some time to learn each team's strengths and weaknesses.

# N.F.L. FOOTBALL



With 36 total formations to choose from, you will need to use the rule books to call plays.

## • OFFENSIVE PLAYS



The Control Pad and the A and B Buttons select plays.

Here's just one of 20 offensive plays to choose from.



## • DEFENSIVE PLAYS



In the 2-player game, you can choose your defensive formation.

A defense is chosen for you in the 1-player game.



HOW PLAYING!



NINTENDO  
POWER BOWL

# HOW TO CALL PLAYS

Okay sports fans...Here are some of the highlights from each of the three new football games. All three are action-packed, exciting, and realistic. Whether it's a high-powered posing attack, a muddy battle in the trenches, or a tight defensive struggle, you'll get hours of football fun from any of these three games.

## TECMO BOWL

This game has the smoothest character movement of the three games. Although there are only four plays per team, the quick action will more than make up for it.



The scoreboard contains some colorful advertising for other great Tecmo games.

### • OFFENSIVE PLAYS




Here's the kickoff, and we're underway.



The diving tackles are fantastic.



Throw deep down field.



The kicking meter measures the power of your kick.

### • DEFENSIVE PLAYS



Your player is numbered 1.



Switch between layers with the A Button.



Fill the hole in your line and make the tackle.



Cover the receiver and go for the interception.



# John Elway's QUARTER BACK

They didn't name it after John Elway for nothing. This is an excellent conversion of the pass-oriented arcade game.



The vertical scrolling action makes this game different than the other two.



Watch the demonstration screen play by itself to pick up some valuable playing tips.



Make a quick tackle, or your opponent may break away for a long gain.



You can't break tackles. If the defense gets as much as a hand on you, you'll go down.



The scoreboard is continually shown at the top of the screen.



NOW PLAYING!

# N.F.L. FOOTBALL

You're the coach in N.F.L. Football, and you have over 30 plays to choose from. Strategy and play-calling are this game's strengths. If you enjoyed LJN's Major League Baseball game, then this is the football game for you.



Use the Control Pad and the A and B buttons to call your plays.

There is even a coin toss before the game to decide who will kick off.



The noise of the crowd and the referee's whistle make you feel like you're really at the stadium.

Drop back into the pocket and look for an open receiver.



The close-up screen lets you control the receiver when he is about to make a catch.

The action is slower than the other two games, but the game is more complex.



Now, let's compare some of the special features of each game.

NINTENDO  
POWER BOWL

## HALF TIME

### TECMO BOWL

Halftime in Tecmo Bowl is fantastic. There are cheerleaders, a half time show, cheering band members, and exciting crowd noises. This is what going to a football game is really like.

HALF TIME !



HALF TIME !



HALF TIME !



HALF TIME !



HALF TIME !



### John Elway's QUARTERBACK

There isn't any fanfare or scoreboard excitement, but it gives you a chance to catch your breath.

HALFTIME

### N.F.L. FOOTBALL

The halftime in N.F.L. Football can try your patience. The music is great, but it lasts a little too long.



The game plan paid off, and now you're near the goal line. Your quarterback drops back into the pocket, spots his wide receiver in the back of the end zone, and lofts the ball into the air. Touchdown!

## N.F.L. FOOTBALL



The fans erupt into cheers!

www.nintendo.com/nintendo/powerbowl

## John Elway's QUARTERBACK

The players jump for joy in the end zone after a touchdown.



## TECMO BOWL

TOUCH DOWN !



The player who scored the touchdown and the quarterback celebrate with a high-five.



TOUCH DOWN !



The games fly by when you're winning, but seem to last forever when you're losing.

## TECMO BOWL

SECOND WEEK

TECMO SPORTS NEWS

SEATTLE !

WINS

SCORE BY PERIODS

SEA	0	7	7	0	14
MINN	3	0	0	7	10



GAME OVER

The Tecmo Sports News will announce the winner and give you a password.

## N.F.L. FOOTBALL

You won! Give this team another try, or test your skills against a different team.

## John Elway's QUARTERBACK

The final score is shown on the scoreboard at the top of the screen.

THIS WILL BE YOUR ONLY COMMUNICATION

# METAL GEAR™



## Mission Objective: Destroy "Metal Gear"

The last message received from Agent Grey Fox mysteriously said "Metal Gear" and nothing more. After 24 hours without further contact it could only be assumed that the "Outer Heaven" Group had captured him. No one really knows what "Metal Gear" is, but it's for certain that if Colonel Vermon CoTaffy, the insane but brilliant strategist of "Outer Heaven" has conceived it, this project has to be stopped. Fox Hounder needs another top notch commando to infiltrate "Outer Heaven," locate and rescue Agent Grey Fox and destroy project "Metal Gear." Only one man fits that bill and that man is Agent Solid Snake. Join the Fox Hounder Group's newest operative in his impossible mission—the destruction of an unknown weapon in a base created by a madman!



## PREPARE FOR A REALISTIC ACTION ADVENTURE!

"Metal Gear" offers amazing action oriented detail in adventure gaming. Soldiers actually "patrol" rooms and have the ability to "see" in the direction they face. Use this to your advantage, and "sneak" up behind the guards.

**Sneak Up!**



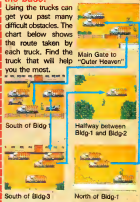
Make your move when they're not looking.

### "OUTER HEAVEN" - TOP SECRET MAPS!



### Use the trucks to infiltrate the base!

Using the trucks can get you past many difficult obstacles. The chart below shows the route taken by each truck. Find the truck that will help you the most.



## Use your Weapons and Items effectively!

Pressing the Select Button will bring you to the sub-screen where you will be able to choose which of the eight different weapons and 25 items or a transceiver you wish to use. Only one of the weapons and items can be used at a time so you'll have to pick carefully. To familiarize yourself with the particular strengths of each, you should try using each at various points of the game to see exactly what they can do. Some of the items appear to have no use at all (like the cigarettes) but turn out to be very valuable at the end or at later points in the game. The OPTION on the weapons screen (silencer) is used automatically on any firearm

that you select so remember that it will not help with anything that explodes when fired. You will find that the transceiver will help you in situations where things do not seem



You have 25 utility items to use. Some you may not need but all have a purpose. Smart use of all will pull your bacon out of the fire!

clear. You must push Up or Down on the Control Pad to transmit your message at times to receive any response. Try it constantly!



Between eight different weapons and a silencer, Solid Snake is extremely well armed. Learn to use each at an expert level.

# HINTS TO DEF

## BLDG-1

### First Floor

Code name:  
Shot Gunner

The first person that you see as you break out of solitary is the Bldg-1 guard, Shot Gunner. You could take him on with your fists, but it's better to grab your equipment out of the door on the right

side of the lower wall. Don't worry, you won't need a card to get in. Once re-armed, you'll be ready to deal with this tough guy. Try using your remote control missiles or this trick...



Run in between his shots to close the gap...



With good timing you will be able to reach the wall.



Move up and down avoiding attacks, keep closing in!



Lower the boom with the grenade launcher!

## BLDG-2

### Second Floor

Code name:  
Machine Gun Kid

The Machine Gun Kid will attempt to "mirror" your moves following you back and forth across the screen. You can use this to your advantage by getting him to follow you to a spot where he can't

hit you and you might be able to hit him. Like Shot Gunner, many of your weapons will work on him so be sure you try them all. Here is just one of the many ways that you can go about achieving victory!



Choose a point of attack and lure him there.



Launch grenades at him from a safe distance!



A few mines in his path will slow him up!



A combination of mines and grenades does the job!

## BLDG-3

### First Floor

Code name:  
Bull Tank

The Bull Tank can prove to be one of the toughest characters you face. The Tank moves with surprising speed and you don't have a lot of space to maneuver in. You'll need five quick hits with

your grenade launcher to knock it out before it pushes you out of the room or you'll be "pushing up the daisies!" Only the grenade launcher will work, so follow these steps for success!



Select the grenade launcher before entering the room.



Once inside, start firing as fast as you can...



instead of running away, go to the sub-screen...



When you return to the room, return to the main screen...

# EAT EACH FOE!

BLDG-4

## First Floor

Code name:  
Fire Trooper

The Fire Trooper swings a stream of flames from side to side keeping all of his enemies at bay. All of the weapons you fire at him that pass through his flames will be destroyed before they can even reach him.

For this character you'll need a weapon that works at angles rather than straight on. The missiles are a little too slow, but the submachine gun is perfect. Give this a try!



Get close to him along the top wall...



Inch your way to the corner right next to him...



Select your submachine gun, lock and load!



Open fire, the diagonal bullets will score a hit!

## Destroy the Super Computer!

According to Dr. Petrovitch the "Metal Gear" will be controlled by this Super Computer. Without it the weapon is a useless pile of junk. Use the doctor's info to destroy this super menace!



Watch out! The room is heavily guarded in many ways!



Set as many plastic Explosives as you can.



As soon as one explodes plant another!

*"Outer Heaven's" leader is waiting but who is he?*



Dr. Petrovitch will tell you to use 16 plastic Explosives to destroy the giant Super Computer. But look out, destroying the computer sets off a timed chain reaction that will destroy the entire base. You'll have to escape but someone is guarding the exit! Who can this villain be?

?





# VIDEO SHORTS

Ahem. Looks like Mario is having a wee bit of trouble with the projector, so while he's rethreading the film, let us take this opportunity to say that we think "Video Shorts" is going to take your breath away. The variety of sources of inspiration for

these video games is truly amazing. The sources range from the latest feature films to board games centuries old; from goodwill games to classic literature. There are also some fresh new ones generated from some great imaginations. O.K., Mario. Hit it!



## FRIDAY THE 13TH

TM and © 1988 Paramount Pictures Corp

from LJN



Throw rocks or weapons at the Zombies to defend yourself and find items.



If Jason is attacking the campers, you'll save time by rowing across the lake.

So you finally got the job you waited all school year for. You're a counselor at Crystal Lake Camp. Of course, every job has a few little irritations that make life unpleasant. You know: mosquitos, poison ivy, whiny kids, Jason. Yes, Jason, star of slash and screen, is back at Crystal Lake Camp and he's sharpened his ax. It's up to you and your fellow counselors to defend the little campers left in your charge from everyone's favorite maniac. It will take teamwork as each of the camp's six counselors has his or her own special talents. As you walk the campground, defeating Jason's minions, you will find items that will be helpful in conquering Jason. If you should become tired or need the special skill of one of the other counselors, go to their cabin and use the special feature to switch places with them. Pass along weapons that you've found or cure them if they've been injured by Jason or his zombie crew. But keep a close eye on the cabins as Jason is always on the prowl and if he slashes up another counselor or the campers, it's going to be tough to explain on Parent's Day.



If you are tired, find a cabin with a healthy counselor and switch places.



The cave holds secrets, but beware the Blue Cave Wolf and his vice-like jaws.





## WORLD GAMES™

Registered Trademark of Epyx Inc.

from MILTON BRADLEY

Here's a game that travels to the four corners of the Earth to bring you international excitement and the thrill of foreign competitions. Your first stop is the Soviet Union where you can test your great strength in the "snatch" or the "clean and jerk." Next, it's on to Germany for some barrel jumping on the ice and then scenic Mexico for a little tense cliff diving. In France, you will negotiate the slalom course and, aye, a quick stop in Scotland for a bit o' caber tossin'. While in the Far East, bow to your 400 pound honored Japanese opponent and then try to throw him to the ground. Travel to the Great White North in Canada for a g'day of log rolling, eh? Finally, back in the U.S. of A., summon your courage, and ride the terrifying Brahma bull, if you dare.



Get to know each bull's individual characteristics and anticipate his moves.



Hold down the A Button to grab your opponent's belt and throw him off balance.



## STAR SOLDIER™

© 1988 Hudson Soft. MFD under license by Taxan USA Corp.

from TAXAN

Out in the dark, dim, empty void of space, Starbrain has inhabited an Empire space station. Starbrain is a giant runaway computer that destroys everything in its path and threatens the existence of the Galactic Empire (Don't you just hate it when that happens). As a renowned Star Soldier, you are the pilot of Caesar, the fastest fighter ship in the fleet and your mission is to defeat this mechanized monstrosity. On every fourth stage you must defeat a humongous Starbrain, who is even tougher than the standard Starbrain. Piloting over P-marks will increase the firepower you'll need for the final battle with the evil computer.



Getting three P-marks awards you five-way firepower and a shield!





# DR. JEKYLL AND MR. HYDE™

Trademark of Bandai America Inc.

from BANDAI



More than a hundred years have passed since Robert Louis Stevenson first published the immortal classic, "The Strange Case of Dr. Jekyll and Mr. Hyde." Now, all of the mood of Victorian England and the frustration of poor Dr. Jekyll have been wonderfully rendered in video game format and for the first time, like Dr. Jekyll, who takes an untested potion and randomly becomes the savage Mr. Hyde, you must play both the part of hero and villain.

The doctor's goal is to get to the church and marry his lovely Millicent. But barring his way are a number of obstacles, animals, and vengeful people. When the stress becomes too much he turns into Mr. Hyde, who must be prevented from progressing too far in the World of Demons. And all the while, both Jekyll and Hyde are fighting for control!



If Mr. Hyde gets further on his Demon World path than Dr. Jekyll has traveled on his own path, lightning strikes him!



# BUMP 'N JUMP™

TM of Vic Tokai Inc.

from VIC TOKAI

You're out for a nice drive with your girlfriend in your versatile little car that you've nicknamed "Popper." Suddenly, the Jackals, the notorious gang of thugs noted for their misuse of off-road vehicles, manages to kidnap your sweetheart. You must chase down the gang and rescue your girlfriend. You will have to travel 16 courses in order to save her. The gang will try to stop you, however, by bumping you into walls or dropping things in your path. But you are driving "Popper" who can do a little bumping and crashing of its own. "Popper" can also jump hazards and come smashing down on Jackal vehicles. At last, this arcade favorite comes home to the NES.



Maneuver Jackal cars into walls. Drive "Popper" over Power Barrels to fuel up.





## RAMPAGE™

© 1988 DATA EAST USA, Inc. © 1986 BALEY MIDWAY MFG. CO.

from DATA EAST



Just like at the arcade, you'll have a monstrous good time with Rampage.

Select either George, the colossal ape, or Lizzie, the giant lizard, and go on a spree of destruction that would turn Godzilla even greener with envy. You and a fellow monstrosity may wish to commit wanton destruction at the same time. You may even join a rampage already in progress. Your goal is to wipe out the entire United States and a large map lets you keep track of your progress. An area on the map will become black when you

have demolished all the buildings in the cities within that area. Find some goodies (or a protesting resident) to eat, though you must avoid poisons as you destroy whole metropolises. However, the concerned citizens that live there are not giving up without a fight. You will be hit with a barrage of bombs, grenades, guns, and

paratroopers. You'll also be thwarted by helicopters, tanks, and police cars, not to mention the flashes of a determined photographer's camera or lighting from a nearby cloud. Just be glad you don't have a fear of heights.



Jump off of a collapsing building or you'll be buried in the rubble.



Ramaging is hard work so eat plenty of good food like fish bowls and passersby.



## OTHELLO®


Licensed by Anjar Co. © 1976, 1988 Anjar Co.

from ACCLAIM

As the saying goes: "A minute to learn...a lifetime to master." Beautifully simple in its design and game play, this board game favorite has delighted tacticians for more than a century. Now it's all been faithfully transposed into video game format for the NES. The main objective is to cover the majority of the surface of the board with your markers. Strategically place your disc on the plush green felt grid so that any disc of a different color between the one you just placed and a previously placed disc of your color will be "captured." When captured, the opponent's disc(s) will turn to your color. But be prepared. One smooth maneuver by a cunning opponent (or the computer) and the tide of color may turn back the other way.



Secure the corners and sides of the grid for protection against color foes.





# ROBOWARRIOR™

Trademark of Jaleco USA Inc.

from JALECO



Here's a SciFi adventure that is destined to be a hit! Long on excitement and rich with imagination, RoboWarrior unfolds the futuristic tale of ZED (Z-type Earth Defense cyborg), sent by Earth to her colonized sister planet, Altie. ZED's mission is to defeat the alien Xantho Empire that has invaded Altie. The citizens have gone underground, but not before hiding many weapons and secrets on the planet. Guide ZED through Altie's eight amazing regions, where you'll encounter dozens of Xantho invaders and the formidable Xantho Lords who guard each region.



Shoot a missile to clear a path in a heavily blocked area and quickly follow it.



Enter secret underground areas where the citizens have stocked secret items for you.



# SPY vs SPY™

Licensed from First Star Software™ TM of Mad Magazine.

from KEMCO-SEIKA

From the pages of MAD magazine to your NES come those unequalled usurers of undercover. The indestructible experts of espionage are on a timed secret mission that take them through eight huge embassies. Sneak your favorite spy around on a simultaneous play, split-screen. Hunt for classified government documents and other secret materials while you set traps, bombs, and snares for your opponent. Perfect your covert cunning against the computer or go pointy nose to pointy nose against a fellow ambitious agent. You'll love setting ambushes for your family and friends to discover later. Meanwhile this leaves you free to check under that painting for secrets and. . .Dh, no!! KA-BDDM!!!



In the hand-to-hand combat mode, both spys will appear on the same screen.



Use the floor plan map to help you find the exit only after you have all the items.



## GYRUSS™

Trademark of Konami Inc.

It's safer to take long shots and avoid close up confrontations.



A vibrant portrait of the imposing Genghis Khan, daring you to take up the challenge, is how your space mission begins. Save our solar system from the onslaught of the vicious Gyrusians. The Gyrusians recruited Khan from the past to lead their furious attack. You must guide your lone ship, equipped with a Neo-Tutonic Cannon, through 39 stages of the Milky Way, gathering weapons and defending the galaxy from pure terror.



If a 1-up appears, don't miss your chance.



from ULTRA



## Q\*BERT™

© 1983 MyStar Electronics Inc. Trademark under license from J&W Electronics Inc.

At last, this arcade megahit is coming to the NES. For a real change of pace try this "horse of a different color." In fact, changing to a different color is what this popular little adventure is all about. The Tazmaniac Kings of Chaos have trapped Q\*Bert in a treacherous time warp. There are nine levels to the time warp with four crazy stages in each level. Guide the fuzzy little pug-nosed hero up and down the pyramid of building blocks, changing the color of the top of a block with each bounce. Change all the block tops to the code color at the top of the screen and Q\*Bert will advance to the next stage. But keep alert! The Tazmaniac Kings have commanded their henchmen, Ugg, Wrong-Way, Slick, Sam, and Colly, to stop you, not to mention the falling Whammy Ball. Now, if only your legs will hold out...



Jump on the floating Whirly-Discs to escape from sticky situations.



Hop on the little green balls and freeze all the bad guys for a few moments.



NINTENDO POWER PRESENTS

# PAK WATCH

A LOOK INTO THE FUTURE OF NES GAME PAKS

**Pssst.** Hey, you. Yeah, you. Shhh. Listen, have I gotta watch for you. Pak Watch!! Where we'll give you all the latest news flashes, low-down, bulletins, scoops, and scandals on what's happening on the NES video game front. Remember, you'll hear it here first! Yeah, you're gonna like this watch.


Just Around  
The Corner

## NINJA GAIDEN

Yeah!! This new game from Tecmo got the highest marks of any title we've seen in a long time. It has a whole new feel, outstanding graphics, incredible challenge and a great storyline. We expect this one to hit number "1" on the Player's Poll in no time!

Ninja Gaiden features a Cinema Display system that advances the story with movie-like scenes, giving you a rest between action sequences. Sound effects, different camera angles, and background music add to the realism and enhance the story. Ryu's ninja well-spring jump

and climbing skills remind us of Metroid game play. This one will be our main feature in March, so get ready for some real Ninja action. It's hot! Hot! Hot!



All Ninjas derive their strength from their inner well being. Increasing Ryu's Spiritual Strength will enable him to use special abilities and weapons, while increasing his stamina.



## GOSSIP

Hiya. Howya doin'? We're the Gossip Gremlins. We've been hired by the Nintendo Power staff to sneak around and find out things that nobody else knows. Some of these things are still just being whispered about. But, hey, nothin' gets past us. We're Gossip Gremlins, ya know.



## C.E.S.

A Gossip Gremlin's dream come true! The Consumer Electronic Show (C.E.S.) only happens twice a year—January and June. At the show, we uncover all the inside secrets and hear all the major announcements about what to expect in the months ahead. And in March, we'll tell you!

We are  
Gossip  
Gremlins!





It's the season for Basketball, and man have we got some tough choices for you to make! Double Drizzle will have to move over and make room for four new B-ball games to join the NES starting line up. Look to Nintendo Power to bring you a full review this spring.



Basketball is the Game of the Hour and, since our last issue, four new B-ball Game Paks have been announced.



Choose from eight NBA teams and win 35 games to take the championship. Hmm. From Vic Tokai... Duke Togo in high tops?



If it's Magic Johnson's, it has to be good. From Tradewest, the Double Dragon people.



Jaleco will add Hoops to their sports lineup (Bases Loaded, Racket Attack). It's a street one-on-one or two-on-two with some jazzy characters.



This Pak from Milton Bradley features Michael Jordan and Larry Bird. It's actually three games in one: One-On-One, Slam Dunk, and 3 Point. Sweet! We haven't heard any official release dates yet on any of the B-ball Paks, but look forward to a complete comparative review in an upcoming issue.

GOSSIP



Robocop

Data East is spending a little more time on this one to add more depth to the game play. Expect more word about Robocop in our March issue.



Bayou Billy

Konami announced "Billy" a while ago, but there's still no firm release date. Three games in one, it will combine fighting action, Zapper (optional shooting), and Red Racer-like driving sequences in a "down on the Bayou" setting.

Can't wait - can't wait - can't wait!





Just Around the Corner

## THE GUARDIAN LEGEND


A deadly artificial satellite filled with evil mutant life forms is heading toward Earth. Only a beautiful transformable android stands between the "death star" and the obliteration of Earth. New from Brøderbund.

In fight scenes there's an overhead view which allows the player to scope everything. Then: surprise! The android can transform into a powerful fighting spaceship where some slick graphics highlight a terrific aerial battle sequence. Assuming that the game is ready in time, we will have a complete feature review in the March/April issue of Nintendo Power.



In this phase, the Guardian transforms and wages battle as a sleek spacecraft.

In the action sequence, find energy and equipment that will aid your mission.



The sub-screen shows location, energy level, and equipment.

From Acclaim

**KNIGHT - RIDER**



We haven't received much on this Game Pak, but we know it's based on the exploits of Michael Knight and the fabulous KITT car from the television series of the same name. For



those less familiar with the show, KITT is a fully automated, fully armed, computerized Trans Am with an artificial intelligence.



From Acclaim

**AIR - WOLF**



Another TV favorite has been announced for the NES. Airwolf, in case you didn't catch the show, is the world's most sophisticated high-tech helicopter and soars into battle against evil doers everywhere. We expect this one to land a few months down the airstrip.



This "pilot's view" screen shows the Airwolf cockpit.

### GOSSIP

#### Bad Dudes

Rumor has it that Data East is converting their arcade hit, "Bad Dudes." We're hoping for two-player simultaneous play.



#### Defender of the Crown

This one was originally a computer game. Ultra will bring this medieval role playing adventure involving Robin and Sherwood Forest to your NES.



Just Around  
The Corner

# TEENAGE MUTANT NINJA TURTLES

They're young, they're genetically enhanced, they're highly trained, and...they're reptiles. The irreverent quartet is coming to the NES.

First they were a cult hit in the comics; then Saturday morning cartoons. Ultra has been hyping this Pak for a long time. Turtles are slow and this one seems to be taking its time in getting here, but it should come out of its shell very soon. We hear it's similar in framework to Metal Gear which suggests to us an overhead view showing lots of territory and equipment. No pics yet, but we managed to get a shot of the box.



## GOSSIP

Nintendo's own 1989 lineup so far includes:

Cobra Triangle, Pinbot, Faxanadu, Trick Shooting, Jump Burger (Jump Burger??) Prototype Programs will be shown at CES, so we'll know more in March.



Hmm  
mmm

## California Games

We've talked about California Games before and may have been a little early with our report. Those who can predict this kind of weather say to look for California sunshine in February at the earliest.



**JAN**

- Challenge People Beach
- Cyrax
- Operation Wolf
- O'Jays
- Tennis Baseball
- Bombman
- Ruff&Ruckus (Controller)
- Sesame Street 123
- Star Soldier
- World Games

**FEB**

- Wizards
- Friday the 13th
- Tennis (Real)
- Tek & Field II
- California Games
- Fit of the North Star
- Napoleon

### FUTURE RELEASES

- Dr. Jekyll and Mr. Hyde
- Martin Madness
- RoboCop
- The Legacy of the Wizard
- Utopia
- Face Is Right
- Star Trek
- Adventures of Beyou Billy
- Airwolf
- Bad Dudes
- Chatterfield
- Defender of the Crown
- Empire City 1931
- Hollywood Squares
- Hoops
- John Elway's Quarterback
- KnightRider
- Mask Adu
- Mystery Quest
- NFL Football
- Nightmare on Elm St.
- Ninja Gaiden
- One On One
- Sesame Street ABC
- Spy vs. Spy II/Max Island
- Teenage Mutant Ninja Turtles
- Terra Cresta
- Tennis
- The Battleships of Napoleon
- The Guardian Legend
- Wheel of Fortune, Jr
- Who Framed Roger Rabbit?
- Armadu
- Taxmanu
- Pro Basketball
- Migo Johnson's Fast Break
- Cobra Triangle
- Pinbot
- Trick Shooting
- Jump Burger

Hey! Look what's coming soon to stores near you. Also, get an insider's look at future releases.



ENTER NOW FOR A CHANCE TO WIN THESE PRIZES, OR...

# PLAYER'S POLL CONTEST

JANUARY/FEBRUARY PRIZE LINE-UP

OVER 150 WINNERS!



1 GRAND PRIZE WINNER

NES ACCESSORY BONANZA  
1 NES Advantage, 1 NES Max, Bandai Hyperstick, Acclaim Remote Controller, LYN Roll & Rocker. With These Power Supplies You'll Be A Real Champ!

10 SECOND PLACE WINNERS

ZELDA II—THE ADVENTURE OF LINK



50 THIRD PLACE WINNERS

THE EXCLUSIVE NINTENDO POWER JERSEY



## JULY/AUGUST PLAYER'S POLL CONTEST WINNERS

### GRAND PRIZE

Ken in Fiddler

General Buck

FL

Kevin Davis

Mason

TX

John Aguilu

San Ysidro

CA

### SECOND PRIZE

Mark Davis

Bradley

WA

Mary Daminger

Benny Lake

WA

Greg Dunbar

Portland

OR

Bruce Baker

Bob Gray

CA

Willy Sabin

Cheryl Hill

RI

Marion Williams

Nashville

TN

Chris Leahy

Scott

CT

Randy Kirk

Howard

LT

James Otero

San Jose

CA

Chris Denton

Mark

MO

Brian C. Johnson

St. Matthews

NC

Janet D. Angleton

Alhambra

CA

Bob Collins

Marion

GA

Brian C. Lee

Pharm

AZ

Jeremy Lovelace

Alhambra

CA

Dennis Brock

Nancy J.

IN

Walter Ziral

Stanger Bay

WA

Jeremy Myers

Delano

CA

Jim Gallardo

Marilyn

CA

Brook Watson

Cherokee

SC

Jim Adams

S. Knoxville

TN

John L. Linschelt

Luigi Serrano

CA

Carl C. Harris

Franking

WA

John Johnson

Chapel

NC

Lee Mathis

Walter

CA

Chris Savelle

New Rochelle

NY

Ken Reynolds

Fountain

CO

Scott Hastings

Sabrina

OH

Chris Mark West

Agoura

CA

Marion Powell

Alhambra

CA

### THIRD PRIZE

Allen Tade

Eric Smith

CA

Daniel Naranjo

Tucson

AZ

Mark Gaudin

Orland Park

IL

Kevin Patten

William

CA

David Proulx

San Diego

CA

Mark Berger

Alhambra

CA

Alexis Patti

William

CA

Edward Miller

San Jose

CA

Martin Green

Colton Park

MT

...BECOME A  
NINTENDO POWER CRITIC!

# PLAYER'S POLL CONTEST

JUST FILL OUT OUR SURVEY TO ENTER

100 POWER CRITICS!

Tell us in 50 words or less, why  
you would make a Nintendo  
Power Critic.

## Become a Power Critic!

We're looking for a few great players—100 to be exact. If you always have an opinion about everything, we need your help. We're recruiting 100 readers to become Nintendo Power Critics. You'll get a Critic's Kit including an I.D. card, note pad, and pen. Then, for the next 6 months, we'll ask you what you think about Nintendo Power and how we can make it even better.

### Official Rules (No Purchase Necessary)

1. To enter, just fill out the Player's Poll response card. Or, print your name and address on a plain 3x5 postcard and mail to:

NINTENDO POWER  
Player's Poll Contest  
P.O.Box 97033  
Redmond, WA 98073-9733

One entry per person please. All entries must be received no later than March 15, 1989. No responsibility is assumed for lost, stolen, or misdirected mail.

2. Winners will be selected in a random drawing from among all eligible entries received, on or about April 1, 1989. Winners will be notified by mail. By acceptance of their prize, winners consent to the use of their names, photographs, or other likenesses for purpose of advertising or promotion on behalf of "Nintendo Power" magazine and Nintendo of America Inc. without further compensation. Limit one prize per household. Chances of winning are determined by the total number of entries received. No substitution of prizes is permitted. All prizes will be awarded. A list of winners will be available after April 15, 1989 by sending a self addressed envelope to the address listed above.
3. Contest not open to employees of Nintendo of America Inc., their affiliates, agencies or their immediate families.
4. This contest is void where prohibited by law, and is subject to all federal, state, and local laws and regulations.
5. Nintendo Power Critics will be chosen from eligible entries received, based on the Player's Poll response submitted and other factors selected at Nintendo's discretion. Nintendo Power Critics will be notified by mail by April 15, 1989. By applying to become a Critic, applicants consent to the use of their written entries and/or ideas, names, photographs on behalf of Nintendo Power magazine and Nintendo of America Inc. without further compensation.



# PLAYER'S POLL

Using the postcard below, answer the following questions and your name will be entered in our Player's Poll Contest!

A. Of the game reviews listed below, which two did you enjoy the most?

- Zelda II—The Adventure of Link
- Wrestlemania
- Sesame St. 123
- Skate or Die
- Marble Madness
- Operation Wolf
- Nintendo Power Bowl (Football)
- Metal Gear

B. How old are you?

- Under 6
- 6-11
- 12-14
- 15-17
- 18-24
- 25 or older



Please use the list of game titles(1-118) on the next page to answer the following questions.

C. What two games would you most like to see reviewed in a future issue of Nintendo Power?

D. What three games are you planning to purchase next?

E. Please indicate, in order of preference, your five favorite games.

F. Would you like to be a Nintendo Power Critic?

- Yes
- No

G. How interested would you be in purchasing a video tape of tips and tricks for about \$10?

- Definitely would buy it
- Probably would buy it
- Probably not buy it
- Definitely would not buy it

## Answers to the Player's Poll

Name \_\_\_\_\_ Tele. \_\_\_\_\_

Address \_\_\_\_\_

City \_\_\_\_\_ State \_\_\_\_\_ Zip \_\_\_\_\_

Subscriber No. \_\_\_\_\_ (Fun Club Member No.) \_\_\_\_\_

Please indicate your answer in the appropriate box that corresponds to the survey above.

A. 1. \_\_\_\_\_ 2. \_\_\_\_\_ G. 1. \_\_\_\_\_ 2. \_\_\_\_\_

B. 1. under 6 \_\_\_\_\_ 2. 6-11 \_\_\_\_\_ 3. 12-14 \_\_\_\_\_  
4. 15-17 \_\_\_\_\_ 5. 18-24 \_\_\_\_\_ 6. 25+ \_\_\_\_\_

C. Indicate Numbers 1-118 (list on next page) a. \_\_\_\_\_ b. \_\_\_\_\_

D. Indicate Numbers 1-118 (list on next page) a. \_\_\_\_\_ b. \_\_\_\_\_ c. \_\_\_\_\_

E. Indicate Numbers 1-118 (list on next page) a. \_\_\_\_\_ b. \_\_\_\_\_ c. \_\_\_\_\_  
d. \_\_\_\_\_ e. \_\_\_\_\_

F. 1. Yes \_\_\_\_\_ 2. No \_\_\_\_\_

The reason I'd make a good Nintendo Power Critic is (50 words or less) \_\_\_\_\_

# GAMELIST



## JAN/FEB ISSUE PLAYERS POLL GAME LIST

1	10-Yard Fight	34	Ghosts 'N Goblins	66	Mia Tyson's Punch-Out!	98	Superman
2	1942	35	Golgo 13	67	Milton's Secret Castle	99	Tag Team Wrestling
3	1943	36	Gonchal	68	NFL Football	100	Teemo Bowl
4	Alewolf	37	Gun Smoaks	69	Ninja Golden	101	Teenage Mutant Ninja Turtles
5	Bad Duels	38	Gyruus	70	Knight Rider	102	Tennis
6	Bases Loaded	39	Hogan's Alley	71	One-On-One	103	The Goonies II
7	Bayou Billy	40	Hoops	72	Othello	104	The Guardian Legend
8	Bionic Commando	41	Hudson's Adventure Island	73	Pac-Man	105	The Legend of Kage
9	Blades of Steel	42	Ice Hockey	74	Pinball	106	The Legend of Zelda
10	Blester Master	43	Iran Warriors	75	R.B.I. Baseball	107	Tiger-Hell!
11	Bump 'N Jump	44	Indiana Jones and the Temple of Doom	76	R.C. Pro-Am	108	Top Gun
12	California Games	45	Iron Tank	77	Pro Wrestling	109	Track & Field II
13	CastleVania	46	Jackal	78	Q-Bert	110	T & C Surf Design
14	City Connection	47	Jaws	79	Racket Attack	111	Ultima
15	Cobra Command	48	Jeopardy!	80	Radi Racer	112	Wheel of Fortune
16	Commando	49	John Elway's Quarterback	81	Rambo	113	Winter Games
17	Contre	50	Joust	82	Rampage	114	Wizards & Warriors
18	Deadly Towers	51	Karate Champ	83	Renegade	115	World Games
19	Defender II	52	Karate Kid	84	Ring King	116	Xenophobe
20	Defender of the Crown	53	Kamov	85	Roboarmor	117	Xenious
21	Dr. Jekyll & Mr. Hyde	54	Kid Icarus	86	RoboCop	118	Zelda II— The Adventure of Link
22	Donkey Kong Classics	55	Kid Niki	87	Pygmy		
23	Double Dare	56	Kung Fu	88	Seicross		
24	Double Dragon	57	Legendary Wings	89	Side Pocket		
25	Double Dribble	58	Life Force	90	Simon's Quest (CastleVania II)		
26	Dragon Power	59	MegMax	91	Spy Hunter		
27	Dragon Warrior	60	Major League Baseball	92	Spy vs. Spy		
28	Duck Hunt	61	Marble Madness	93	Star Soldier		
29	Fighting Golf	62	Mega Man	94	Star Voyager		
30	Freedom Force	63	Metal Gear	95	Super Mario Bros.		
31	Friday the 13th	64	Mickey Mousecade	96	Super Mario Bros. 2		
32	Galaga	65	Metroid	97	Super Pitfall		

**MORE TO COME!**

Place 25¢  
Stamp  
Here

**Nintendo Power**  
P.O. BOX 97062  
Redmond, WA 98073-9762





## Announcing the Hands Free Controller!

Nintendo of America Inc. is happy to announce the newest addition to its versatile line of video game accessories: the Hands Free Controller (HFC). As its name implies, the new device will allow its user traditional control of a video game without the use of hands. It has been designed to serve our physically limited, special needs players who are unable to manipulate the controllers currently offered. The basic design of the controller allows the user to wear it like a vest. It uses a "sip and puff" method to operate the A and B Buttons while navigating the video characters with a chin-fitted joystick. In addition to making game play accessible, it's a lot more fun than most physical therapy exercises. As a result, HFC players strengthen their neck muscles while playing their favorite video games. Nintendo's Research and Development department worked with Todd Stablefeldt and several other physically limited Power Players at Seattle's Children's Hospital in developing the HFC, and all were very enthusiastic. The result is our new official Hands Free Controller,



Todd Stablefeldt helped test drive the HFC at Children's Hospital.

which will be ready for release by the spring of 1989. We will sell the HFC directly to consumers through our Consumer Service number (1-800-422-2602) as a non-profit item. The \$179.00 package will include the NES Control Deck, the Hands Free Controller, and one Game Pak. The controller alone will cost \$120.00. The HFC works with any game that utilizes our current controllers (except for the Zapper Light Gun games), which will make a great number of NES games more accessible. Nintendo products such as this will mean a lot more people will be able to get in on the fun.



# PLAYCHOICE: All the action, the fun and the choices are yours!



Imagine an arcade machine packed with 10 of the hottest new games all at once! Well, Power Players, you don't have to dream about it. Just look for Nintendo's Playchoice system in convenience stores and arcades near you.

The Playchoice system is a veritable video juke box. After popping your quarter or token into the machine, hit the reset button and select your new game. The only difference between Playchoice-10 and a juke box is that you're selecting video games instead of songs. You actually own the machine from the time your quarter slides down the slot until your time runs out.

The Playchoice system has a great deal to offer. If you put multiple quarters or tokens in at a time, you receive a bonus. For instance, each quarter or token will give you 300 time units. By putting two in at the same time you receive an additional 150 units for a total of 750 units!

The Playchoice system has up to 10 great games to select from. Check the game menu often for fresh selections. On the Playchoice system you can expect to find detailed

graphics, and a helpful stop-action feature. Plus, the excitement and versatility of everchanging game menus.

Five new games now out on Playchoice systems are: Contra, Double Dragon, Super Mario Bros. 2, Punch-Out!! and Gauntlet. And, for the really big news, begin looking for Super Mario Bros. 3 in the spring of 1989.

Be on the lookout for Playchoice—it's the only CHOICE!



## Zelda Tips & Tactics

**SUCCESS STORY.** Here's just what you need to conquer the evil and mysterious Ganon. You'll discover shortcuts. Find out how to get information. And discover clever ways to conquer enemies and save the Princess! You can order this booklet for \$4.95 by giving your VISA/Master Card number to our Customer Service Department at 1-800-422-2602. 102 Pages.



## BOOKS

## Super Mario Tips

**How To Win At Super Mario Bros. STRATEGY GUIDE.** Here's just what you need to find your way through the exciting worlds and levels of Super Mario Bros. Find out how to get past Bowser. Get extra lives. Warp into new worlds. Discover hidden surprises with tips that work like magic. You can order this booklet for \$4.95 by giving your VISA/Master Card number to our Customer Service Department at 1-800-422-2602. 112 Pages.







All that's hot isn't just on the video screen; there are exciting new sounds coming at you through the airwaves, too.

### Debbie Gibson



Atlantic recording superstar Debbie Gibson has just released her second album, entitled "Electric Youth," and all indications are that "Electric Youth" will be another smash hit for the teen singer. Debbie's first album, "Out of the Blue," sold over three million copies and produced five hit singles, one of which went to the top of the charts. Debbie has also released her first video, called Debbie Gibson "Live in Concert." This video captures the excitement and magic of Debbie as she performs not only her hit songs, but some new songs, too.

## What's New In Rock & Roll?

### Julian Lennon

Julian Lennon will make his return to the music scene this spring with a new album. This is Julian's third album and clearly shows that he is following in the footsteps of his talented father (late Beatle John Lennon).

### Huey Lewis and the News

After ten years in the music business and millions of albums sold ("Sports" 9 million, and "Fore" 6 million), Huey Lewis and the News are once again spreading the good news with the release of the third single—"Give Me The Keys"—from their latest album, "Small World." This song is Huey at his best, and might possibly be the biggest hit released off this album.



Look for this song to rocket up the charts, and look for Huey and the band to kick off an extensive U.S. tour starting this January. Says Huey, "We love to play live. It's how we began and what keeps it fresh for us."





## Celebrity Profiles

Karch Kiraly

### U.S. VOLLEYBALL TEAM CAPTAIN KARCH KIRALY NEEDS A LESSON OR TWO IN NES VOLLEYBALL

Karch Kiraly is said to be the best volleyball player in the world. He's led the U.S. volleyball team to win two consecutive Gold Medals in the 1984 and 1988 Summer Olympics, won numerous national and world championships, and is a three-time beach world champ, but volleyball is not the only thing that he is known for... he's a champ when it comes to playing Nintendo video games... all that is, except "Volleyball!"

"The volleyball game is impossible to beat," Karch bemoans, "we just can't figure it out. I've only beaten the computer three games—it's embarrassing! I'm good at "Super Mario Bros." though and have gotten close to beating Tyson in "Mike Tyson's Punch-Out!."

Karch's playing is not just confined to his home. Several times a year he takes his NES on the road...and not just around the corner. Last year, Nintendo fever was experienced in the Soviet Union when he and fellow Olympic gold medalist, Steve Timmons, brought the system to an international event. Members of the team got together to play three-on-three Nintendo "Baseball." Three people would be on each team taking turns at the bat, and one person would pitch. However, televisions in the Soviet Union are not as technologically sophisticated as those in the U.S. They played on a black and white television with the system connected by athletic tape. That's NES dedication!

## Olympic Champions Practice With Team Nintendo



### Can you spot the Power Players in this gold?

More recently, he brought the system to Seoul, South Korea, for the Olympics. "Everybody thinks that international travel is so exciting," explained Karch, "but most of the time it gets quite boring. The NES kept us from climbing the walls in Seoul. Everybody on the team would get together and challenge each other in "Baseball," "Mike Tyson's Punch-Out!," and "Golf."

But playing games, whether it be Nintendo video games or volleyball, is not the only priority in the 28-year-old's life. He's also busy promoting the "Karch Kiraly Volleyball Scholarship," which is offered to one high school male and one female each year. Winners are chosen based on academics, activities, and volleyball ability. According to Karch, who is a graduate of UCLA, being a good volleyball player is not enough. Kids have to realize that grades are extremely important, as well.



Medal winning Kiraly  
concentration.

Karch recently added "Jeopardy," "Lee Trevino's Fighting Golf," and "Super Mario Bros. 2" to his Nintendo library. His wife, Jenna, still holds true to her favorites — "Duck Hunt" and "Balloon Fight."

### Nintendo Cereal System (NCS)

Introducing the breakfast of NES champions. Coming this April from Ralston Purina, the first cereal with two different packets in each box: Citrus fruit flavored Super Mario Bros. and berry fruit flavored Zelda. Now kids can find their favorite Nintendo heroes in their breakfast bowl.



# Mail Box



*from Players*

I would like to compliment you on a very exciting game. Super Mario Bros. 2 is the best game I've played yet. I love it. It's got the best graphics and it's plain fun the whole time you play. I suggest that all the kids that love Nintendo should get this game. I like the way Luigi runs in the air when he jumps and I also like the story. I thought that it was very original. My favorite good guy is Mario and my favorite bad guy is Mouser.

David Belsito  
Key Biscayne, FL

Thanks David. We're glad that you like it. Super Mario Bros. 2 is already a certified hit and it's great fun like you that make it as popular as it is.

What ever happened to Dragon Warrior? Will it be coming out?

Chip Stewart  
Merishfield, MO

Dragon Warrior, a challenging new fantasy role-playing adventure, is tentatively scheduled for release some time this year.

There are a lot of reasons why the release of a game can be delayed, among them are the chip shortage and programming changes. In any case, we want to insure that when a game is released that it meets the high standards you've come to expect from Nintendo games.

My name is John George Haughe. I am 11 years old. I really enjoy Nintendo Power. I can probably think of nine different words to describe it. Would you like to hear them? If you said "yes," here they are. If you said "no," here they are anyway: Superb, Great, Excellent, Cool, Neat, Fun, Awesome, Educational, Thrilling. Well, there they were.

John "Jammin' Johnny" Heughe  
Port Saint Lucie, FL

Thanks for the words of encouragement, John. We're trying our hardest to bring you a magazine that will be enjoyable and informative.



I just recently got my hands on Metroid—what a game! All of the realistic flips, bounces, sounds and graphics make this game really hot! One reason I know it's got to be good is because my friend's parents like it and they're really choosy when it comes to games. What I want to know is if you guys are making any new games, and will any of them be as

cool as Metroid?

Neil Gerdie  
Albuquerque, NM

We're always coming out with great new games, Neil. Make sure to check out Pak Watch, Video Shorts and the assorted game reviews in Nintendo Power for details on all the latest hits.



## CUSTOMER SERVICE TIP Zelda's Memory

Have you ever played The Legend of Zelda, reached a critical stage of the game and then saved your progress only to find out later that the memory got zapped? Well, unfortunately that does happen with some Zelda Game Paks. The good news is that there is a simple procedure to follow which will prevent any accidental erasures. 1) When the game is over select SAVE, then push START; 2) When the SELECT SCREEN appears push the RESET button on your control deck and hold it; 3) Now, while holding the RESET button, turn off the power. Remember to use this procedure every time you want to save your game. If you do, your Zelda Game Pak will, in turn, remember all the items and hearts that you've collected.





# NES ACHIEVERS

Here they are, the hottest scores around! If you'd like to share your best scores with the readers of Nintendo Power, send them in! You could be the next NES Achiever!

## ■1942

Anthony Cifelli ▶	Montville, NJ ▶	999,950
Ben Corbez ▶	Madewick, CA ▶	999,950
James Gillan ▶	Brook, NY ▶	999,950
James Hogan ▶	Cedar Rapids, IA ▶	999,950
Chuck Momson ▶	Yakima, WA ▶	999,950
Randy Naper ▶	Lexington, KY ▶	999,950

## ■ARKANOID

Gary Clawson ▶	Chico, CA ▶	803,950
Michael Fall ▶	Weymouth, MA ▶	753,000
David Gottesmann ▶	Manalapan, NJ ▶	690,400
Michael Giudice ▶	East Windsor, NJ ▶	636,350
Dan Staramino ▶	Rensselaer, NY ▶	589,976

## ■ATHENA

Phoug Ngo ▶	Columbus, OH ▶	950,850
Jimmy Mills ▶	Huntington, WV ▶	788,000
Aaron Dewell ▶	Salt Lake City, UT ▶	702,000

## ■CASTLEVANIA

Michael Yang ▶	Upland, CA ▶	999,950
Dean St. Antone ▶	Fantana, CA ▶	999,930

## ■COMMANDO

Josh Fortin ▶	Columbus, OH ▶	999,950
Brad Gowash ▶	Somers, CT ▶	999,950
Greg Neevinsky ▶	Lawrenceville, NJ ▶	999,950

## ■CONTRA

Bill Wagner ▶	San Mateo, CA ▶	6,553,500
Ben Truck ▶	Des Moines, IA ▶	6,553,500
Clan Childress ▶	Stone Mtn., GA ▶	6,553,500
Steven Vachon ▶	Irvine, CA ▶	6,472,600
Mike Winknick ▶	Canton, OH ▶	6,229,400

## ■DUCK HUNT

John Cramer ▶	Maricetta, GA ▶	999,900
Susan Fisher ▶	Dexler, KS ▶	999,900
David Gacom ▶	Apple Valley, MN ▶	999,900
Jacqui Garofano ▶	Staten Island, NY ▶	999,900
Jenny Hamilton ▶	Mill Creek, OK ▶	999,900
Max Heinen ▶	Hutchinson, KS ▶	999,900

Jason Jensen ▶	Springfield, IL ▶	999,900
Michael Kinol ▶	Randolph, MA ▶	999,900
Steven Laura ▶	Parsippany, NJ ▶	999,900
Kavin Matton ▶	Setauket, NY ▶	999,900
David Scarlett ▶	Lairdsworth, KS ▶	999,900
Mike Saitz ▶	Escondido, CA ▶	999,900

## ■EXCITEBIKE

	Track	Time
Andrew Brunel ▶	Potomac, MD ▶	1 51:22
Matt Kalster ▶	Menassas, VA ▶	1 51:12
Sean Caturegh ▶	Reno, NV ▶	2 52:30
Will Stark Costa ▶	Mesa, CA ▶	2 52:36
Tommy Messina ▶	Milwaukie, NJ ▶	3 52:81
David Silverman ▶	Tanahy, NJ ▶	4 59:87
Brian Smith ▶	Holbrook, NY ▶	5 53:39
Eddie Kisoosand ▶	Riverview, FL ▶	5 55:64

## ■GHOSTS'N GOBLINS

Shawn Bolen ▶	Miamisburg, OH ▶	1,562,500
---------------	------------------	-----------

## ■GOLF

	Score	Strokes
Phil Macziasak ▶	Portland, OR ▶	-25 47
Cozy Ray ▶	Memphis, TN ▶	-23 49
Albert Muzitka ▶	Tucson, AZ ▶	-23 49

## ■GOLGO 13

Nathan Heme ▶	Bellflower, CA ▶	Finished
---------------	------------------	----------

## ■GRADIUS

John Burch III ▶	Florence, AL ▶	9,999,900
John Formicola ▶	Long Branch, NJ ▶	9,999,900
Gil Green ▶	Anaheim, CA ▶	9,999,900
Lon Spersing ▶	Brook, CA ▶	9,999,900
Joshua Turley ▶	Phoenix, AZ ▶	9,999,900

## ■GUN.SMOKE

Ulises Carbello ▶	Bronx, NY ▶	999,990
Aaron Pash ▶	Vista, CA ▶	960,430

## ■HOGAN'S ALLEY

David Trecco ▶	Austin, TX ▶	999,000
Ryan Cawthon ▶	Riverdale, GA ▶	967,600

## ■JAWS

Aaron Schueman ▶	El Cajon, CA ▶	1,250,320
------------------	----------------	-----------

## ■ KARATE CHAMP

Phil Schwenke ▶	South Bond ▶	999,900
Joseph Malone ▶	Chicopee, MA ▶	999,900
Chris Rackos ▶	Oak Lawn, IL ▶	999,500

## ■ KID ICARUS

Dan Frazier ▶	Sugarland, TX ▶	9,999,999
Mike Grossman ▶	Canton, OH ▶	9,999,999
Donnie Pulliam ▶	Greenville, NC ▶	9,999,999
Jason Rollers ▶	New York, NY ▶	9,999,999
Lon Sparango ▶	Fallbrook, CA ▶	9,999,999

## ■ LEGENDARY WINGS

Matthew Jones ▶	Arab, AL ▶	4,074,200
Eating Jahn ▶	Cerritos, CA ▶	3,133,000

## ■ LIFE FORCE

Philip Ho ▶	Jackson, MS ▶	277,220
-------------	---------------	---------

## ■ LODGE RUNNER

Dan Maher ▶	Marshfield, MA ▶	1,044,200
-------------	------------------	-----------

## ■ MEGA MAN

Eric Fretz ▶	Garland, TX ▶	1,698,850
--------------	---------------	-----------

## ■ MIGHTY BOMB JACK

Genry Rescigno ▶	Pawtucket, RI ▶	772,880
------------------	-----------------	---------

## ■ M.U.S.C.L.E.

Shawn Cosmas ▶	Langhorne, PA ▶	2,020,968
----------------	-----------------	-----------

## ■ PINBALL

Dan Oppenham ▶	Pawtucket, RI ▶	950,440
Emil Marus ▶	Warren, OH ▶	875,910
Stephen Franklin ▶	Studio City, CA ▶	730,660

## ■ R. C. PRO-AM

Ronald W. Taylor III ▶	Minnesas, VA ▶	986,900
Mark Rice ▶	Marysville, WA ▶	737,000
Augie Jeyaraj ▶	Waterbury, CT ▶	673,900

## ■ RUSH'N ATTACK

Brian Kingsley ▶	Cornel, CA ▶	9,999,990
------------------	--------------	-----------

## ■ SOLOMON'S KEY

Eddie Donn ▶	Richmond, VA ▶	13,190,140
--------------	----------------	------------

## ■ SPELUNKER

Brian Grima ▶	Edina, MN ▶	1,610,000
---------------	-------------	-----------

## ■ STINGER

Steven Landucc ▶	Corasopolis, PA ▶	3,702,800
------------------	-------------------	-----------

## ■ SUPER MARIO BROS. 2

Henry Banz ▶	Cleveland, OH ▶	Finished
Ben Herd ▶	Redmond, WA ▶	Finished

Hoyt Johnson ▶	Athens, TX ▶	Finished
Kevin Johnson ▶	Athens, TX ▶	Finished
Michael Sharp ▶	Athens, TX ▶	Finished
Rusty Sharp ▶	Athens, TX ▶	Finished
Steve Smer-Lasalle ▶	Redmond, WA ▶	Finished
Jana Thompson ▶	Redmond, WA ▶	Finished
Rock Wysoki ▶	Traverse City, MI ▶	Finished

## ■ BT & C SURF DESIGN

Denny Hamilton ▶	Darville, VA ▶	999,999
Alan Rappaport ▶	Wayne, NJ ▶	999,999

## ■ TIGER HELI

Josh Bradley ▶	Sparta, IL ▶	499,000
Lous Pavlik ▶	Lindenwood, NJ ▶	446,000

## ■ TOP GUN

Nate Welch ▶	Lawrence, KS ▶	143,200
Mark Liszawski ▶	Wabster, TX ▶	128,100
Ben Sinnercz ▶	Goffstown, NH ▶	83,600
Cy Forel ▶	Seattle, WA ▶	80,900
Marin Alston ▶	Beaumont, TX ▶	75,500

## ■ TRACK & FIELD

Rob Alfano ▶	Ocean, NJ ▶	999,999
Tony Blair ▶	Rosford, OH ▶	999,999
Jeremiah Ervin ▶	Topeka, KS ▶	999,999
James Gee ▶	Richardson, TX ▶	999,999
Doug Huber ▶	Loveland, OH ▶	999,999
Grag Neuf ▶	Boca Raton, FL ▶	999,999
Andre Roman ▶	Fredricksburg, VA ▶	999,999
Jay Wilmon ▶	Sonnett, TX ▶	999,999

## ■ WILD GUNMAN

Roy Dean ▶	Boca Raton, FL ▶	999,900
Barry Carlson ▶	Springfield, VA ▶	999,700
Jon Milwaukee ▶	Wheaton, IL ▶	999,700
Steven Hou San ▶	Gabriel, CA ▶	995,600

## ■ WIZARDS & WARRIORS

Weston Johnson ▶	Parguitch, UT ▶	387,270
Pedro Candia ▶	Gardena, CA ▶	390,000
Drew Engelson ▶	Great Neck, NY ▶	310,896
Jimmy Waters ▶	Mccastle, DE ▶	306,000

## ■ ZANAC

Andre S (Street) San ▶	Nearconset, NY ▶	99,999,900
Chris Baker & Larry Neal ▶	Kingston, TN ▶	51,750,100
Brian Weido ▶	Lancaster, CA ▶	18,386,390
Brian Langford ▶	Santa Ana, CA ▶	18,000,000
Max Schmidt ▶	Oreaha, NE ▶	17,552,000

## ■ Send your high Score and be a Power Player! ■

Have you been bragging about your great scores lately? Why not send them in and see how they stack-up against the best players from coast-to-coast?

Send your Screen Photos:  
 Nintendo Power  
 NES ACHIEVERS  
 P.O. Box 97033  
 Redmond, WA 98052

# VIDEO SPOTLIGHT POWER PLAYERS

*The spotlight's on you! We think you'll agree that these players possess video prowess!*

I think I am an NES Power Player. I can win lots of games very fast. I write to Nintendo all the time to tell them tips, for all of their games. I was honored! I have a little brother, Blair, who is on his way to becoming a Power Player quite soon. I am going to get Super Mario Bros. 2 and Zelda II—The Adventure of Link. My five greatest tips are:

- 1) Have a current subscription to **Nintendo Power**.
- 2) Practice, practice, practice.
- 3) Make a map for everything.
- 4) Be patient, think, and never give up.
- 5) If you don't own an NES Advantage, buy one now! Every NES player should own one!

Brett Borders  
West Palm Beach, FL

I belong to the Video Busters Club of East Providence, Rhode Island. I am writing to you because I believe that our club's Power Player Kenneth "Dr. Nintendo" Uhenak deserves recognition in your magazine. Kenneth's Nintendo Powers are rapidly becoming well known throughout the community and many people, including adults, call him from time to time for help in overcoming obstacles in various games.

Kenneth has solved various games in short time periods including Contra, The Legend of Zelda and Metroid, all in the same week.

A few of Dr. Nintendo's tips are: In Castlevania make sure when fighting Frankenstein and Igor you

have firebombs and you'll wipe them out easily.

Always keep calm and maintain control of the situation. Your own brain is the key to winning.

Eddy Morales  
East Providence, RI



**M**y name is Alex Thayer and I believe that I am a Nintendo Power Player. These are my vital statistics:

Age: 12  
Favorite Games: Galaga, Paperboy, and R.B.I. Baseball.  
Hobbies: Sports and playing my NES.  
Pets: A dog named Saki and five tropical fish.  
Goals: To design engines for Lamborghini and Porsche, to play baseball or be a sports anchorman, to get my lather to quit smoking, to meet D.J. Jazzy Jeff and/or The Fresh Prince, and to win at Super-Contr.

High Scores: Arkanoid—1,159,500 and I finished it in the same game.  
Duck Hunt—990,900, Round 48.



Galaga—269, 600, Round 37.  
R.B.I. Baseball—9 to 0 with every team. 51 to 0 against the N.Y. Mets.  
Nintendo Peripherals: The Official Nintendo Player's Guide, the NES Max, the NES Advantage, and 13 games.

Collections: Nintendo posters and games, baseball cards, comic books, dice, and anything to do with The Teenage Mutant Ninja Turtles.

Computers: An NES, an Apple IIC, and an Epson QX.

World Records: I think I hold the World Record for Duck Hunt and I hold the Unofficial World Record for the longest paper airplane flight outdoors over level ground. The time was 1 minute, 18 seconds and 38 hundredths of a second.

Role Models: Tim Laudner of the Minnesota Twins, Raphael of The Teenage Mutant Ninja Turtles and Samus Aran of Metroid.

Personal Observations: I think Samus is the coolest, most wicked character in the video world. Thor



## Calling all Power Players

Would you like to see your name up in lights? Send us a letter and pictures recounting your own video achievements (or a friend's).

We'll profile several Power Players in each issue.



# PLAYER'S FORUM

from Gauntlet, however, is just a big oaf!

Alex Thayer  
Woodinville, WA

**M**y brother Jared (age nine) is brilliant at playing the NES, and all the games, really. I won't bore you with all his high scores (and, believe me, there are quite a few). But, I just want to say that Jared has a natural ability and he enjoys games with mind puzzles like *The Legend of Zelda* and *Solomon's Key*. He enjoys a challenge and tries not to get too



frustrated. Jared is a great player and a good sport. You won't find a better guy around.

Jill Turner  
Fountain Valley, CA

**I** think I would make a very good Power Player because I have beaten 18 games! Included are big hits like *Super Mario Bros.*, *The Legend of Zelda*, *Ghosts and Goblins*, *Rygar*, *Karnov*, *Athena* and *Goonies II*.

Some of my tips are:

In *Rygar*, keep defeating the first robot in Lapis until you are strong enough to defeat it with one hit.

In the underground chambers in *Trojan*, use your sword everywhere. There's no telling what you might find.

In *The Legend of Zelda*, always have some medicine when you go into high level labyrinths just in case you run into trouble.

I love to play my NES and my favorite games are *Castlevania*, *Rush 'N Attack* and *The Legend of*

*Zelda*. The NES Advantage is a big help!

James McKenna  
New Hope, PA



**T**his is our best player, Daniel "Megatron" Lillie. He has won *Metroid* seven times, *Rygar*, *Kid Icarus*, *Double Dragon*, *Kung Fu* and *Super Mario Bros.* In our club he has reached the rank of Supreme Video Grid Warrior. We are proud!

Brian "Goatee" Shozbot Video Grid Warrior First Class Bionic Freakbots Video Club.

Our Motto: Video Grid Warriors report to your Control Pads.

## Power Player Profile

Name: Jose Carlos Quinones  
Age: 14  
City: Mayaguez, Puerto Rico

**Favorite Games:** I like the games that challenge me, like the *Adventure Series* and *Konami* games—especially *Castlevania*. It is very interesting and difficult.

**Outstanding Video Accomplishments:** I go through games very quickly. I beat *Castlevania* in one day, *Super Mario Bros.* in four days (with a



score of 9,999,950), *Contra* in two days, *Mega Man* in two days and,

most recently, *Super Mario Bros. 2* in just one day, finding two different Warp Zones.

**Hobbies:** My main interest really is playing my NES. My nickname is "Mr. Nintendo" because I play so much and my friends ask me to teach them to play the games they can't master. I also keep good grades at school.

**Future NES Games:** I hope to get *Zelda II—The Adventure of Link*, *Life Force* and *Bionic Commando*.







See where your favorite game ranks in America's Top 30!


# TOP 30

We hear you loud and clear, and your message seems to be that there's a new king at the top of the pile—**Super Mario Bros. 2!** This proves that nothing lasts forever. That doesn't mean that your old favorites are forgotten, though. To see how all the games, old and new, fared this time, check out the table below.

Use this key to find out how your favorites are doing.

 These titles are new to the Top 30. Keep a close eye on them.

 Games that are really on the move. These games have jumped up several places on the poll.

 Favorites that have maintained their popularity among the Top 30.



1

22,790 points

## SUPER MARIO BROS. 2

You've waited a long time for the triumphant return of Mario, Luigi, and friends, and it was worth the wait!



2

6,941 points

## THE LEGEND OF ZELDA

All good things must come to an end, but second place isn't so bad when you look at the competition.



3

6,604 points

## ZELDA II—THE ADVENTURE OF LINK

Although it's been released only for a short time, this ultimate adventure is destined for greatness.



4

## DOUBLE DRAGON

4,324 POINTS

Billy Lee never gives up! Last time he was at number nine. His climb to number four shows that he has what it takes.



5

## METROID

4,220 POINTS

In space no one can hear you scream, but we hear you Metroid fans, and Samus is still within shouting distance of the top.



6

## MIKE TYSON'S PUNCH-OUT!!

4,020 POINTS

Iron Mike is a bit bruised this time around, falling to number six, but don't count him out yet.



7

## MILON'S SECRET CASTLE

3,144 POINTS

Here's one to watch. First time on the Top 30, Milon's Secret Castle is already looking like a winner.



8

## METAL GEAR

3,131 POINTS

What happened? Last time Metal Gear was sitting pretty in third place. Here's a chance for all you Gearheads to be heard.



9

## CONTRA

2,973 POINTS

Slow but steady, Contra is climbing the charts, not at all like the lightning quick action of the game itself.



10

## BASES LOADED

2,617 POINTS

Well, spring is still some time off, but the Bases Loaded fans are already warmed up and headed for extra innings.

11  
2,401 POINTS

## GOLGO 13

12  
2,376 POINTS

## CASTLEVANIA II SIMON'S QUEST

13  
2,273 POINTS

## CASTLEVANIA

14  
2,194 POINTS

## GAUNTLET

15  
2,076 POINTS

## HUDSON'S ADVENTURE ISLAND

16  
1,704 POINTS

## SUPER MARIO BROS.

17  
1,707 POINTS

## KID ICARUS

18  
1,646 POINTS

## R.C. PRO-AM

19  
1,507 POINTS

## MEGA MAN

20  
1,441 POINTS

## 1943

21  
1,246 POINTS

## LIFE FORCE

22  
1,236 POINTS

## PAC-MAN

23  
1,216 POINTS

## JACKAL

24  
1,134 POINTS

## TRACK & FIELD II

25  
1,125 POINTS

## DOUBLE DRIBBLE

26  
1,071 POINTS

## ROBOCOP

27  
1,061 POINTS

## XEVIOUS

28  
1,056 POINTS

## BIONIC COMMANDO

29  
1,036 POINTS

## TOP GUN

30  
966 POINTS

## T & C SURF DESIGN



## PLAYERS' PICKS



## PROS' PICKS



## DEALERS' PICKS



### GAME

### PTS

1 SUPER MARIO BROS. 2	3,059
2 THE LEGEND OF ZELDA	2,850
3 DOUBLE DRAGON	2,514
4 ZELDA II: THE ADVENTURE OF LINK	2,023
5 SUPER MARIO BROS.	1,925
6 MIKE TYSON'S PUNCH-OUT!!	1,854
7 METROID	1,825
8 CONTRA	1,494
9 CASTLEVANIA	1,380
10 CASTLEVANIA II: SIMON'S QUEST	1,328
11 GAUNTLET	1,115
12 ROBOCOOP	1,091
13 BASES LOADED	1,064
14 R.C. PRO-AM	1,001
15 METAL GEAR	1,030
16 KID ICARUS	1,009
17 FRIDAY THE 13TH	868
18 PAPERBOY	806
19 BIONIC COMMANDO	806
20 TRACK & FIELD II	650
21 RAMPAGE	592
22 ICE HOCKEY	587
23 T & C SURF DESIGN	573
24 R.B.I. BASEBALL	553
25 LIFE FORCE	528
26 TOP GUN	495
27 BLASTER MASTER	483
28 DOUBLE DRIBBLE	461
29 THE GOONIES II	446
30 WIZARDS & WARRIORS	446

### GAME

### PTS

1 ZELDA II: THE ADVENTURE OF LINK	4,581
2 SUPER MARIO BROS. 2	3,660
3 THE LEGEND OF ZELDA	3,261
4 MILON'S SECRET CASTLE	2,292
5 METROID	1,766
6 METAL GEAR	1,630
7 GOLGO 13	1,592
8 MIKE TYSON'S PUNCH-OUT!!	1,592
9 BASES LOADED	1,553
10 MEGA MAN	1,359
11 CASTLEVANIA II: SIMON'S QUEST	1,048
12 HUDSON'S ADVENTURE ISLAND	990
13 1943	971
14 CASTLEVANIA	893
15 GAUNTLET	854
16 FIGHTING GOLF	854
17 COBRA COMMAND	679
18 RACKET ATTACK	543
19 TRACK & FIELD II	524
20 DOUBLE DRAGON	505
21 JACKAL	505
22 TROMA BOWL	466
23 SOLOMON'S KEY	446
24 DOUBLE DRIBBLE	330
25 XEVIOUS	311
26 BIONIC COMMANDO	272
27 SIDE POCKET	272
28 DEFENDER II	252
29 MICKEY MOUSECAPADE	233
30 CONTRA	233

### GAME

### PTS

1 SUPER MARIO BROS. 2	16,063
2 DOUBLE DRAGON	1,505
3 PAC-MAN	1,238
4 CONTRA	1,066
5 HUDSON'S ADVENTURE ISLAND	948
6 GALAGA	897
7 MILON'S SECRET CASTLE	892
8 GOLGO 13	841
9 THE LEGEND OF ZELDA	800
10 XEVIOUS	770
11 KID ICARUS	748
12 MICKEY MOUSECAPADE	731
13 LIFE FORCE	718
14 JACKAL	701
15 METROID	619
16 MIKE TYSON'S PUNCH-OUT!!	574
17 TOP GUN	555
18 DONKEY KONG CLASSICS	507
19 METAL GEAR	471
20 T & C SURF DESIGN	415
21 R.C. PRO-AM	387
22 1943	370
23 MILEPEDE	357
24 JEOPARDY!	348
25 DOUBLE DRIBBLE	305
26 ICE HOCKEY	323
27 WHEEL OF FORTUNE	320
28 GOLF	305
29 10-YARD FIGHT	299
30 DEFENDER II	297

## It's almost a clean sweep for SMB 2!

It seems that Mario, Luigi, and Princess Toadstool are just about everyone's favorite heroes.

## Missing Link found at Nintendo!

Since Link finally came out, we haven't been able to put it down, except for short breaks with Metroid and Metal Gear.

## Awesome is the word for Super Mario Bros. 2.

It doesn't seem to matter who you are. Super Mario Bros. 2 is number one!

# NINTENDO POWER

## COMING UP NEXT IN THE MARCH/ APRIL ISSUE OF NINTENDO POWER!

### NINJA GAIDEN

Part "movie" — part video game. Get ready for a ninja mission that really lets you get into the "act." Cinematic martial arts action!

### HUDSON'S ADVENTURE ISLAND

Guide Master Higgins through all sorts of strange and terrible traps inside this South Pacific Jungle Island. Will he ever be able to rescue his beloved sweetheart, Princess Leifani?

### THE ADVENTURE OF LINK

When last we left the Hero of Hyrule, he was taking on Doomknocker in the Palace of Maze Island. Join us on the road to the Third Triforce as we'll have more maps, mayhem, and monsters who'll try to cuff Link!

PLUS: Classified Information, Video Shorts, the NES Journal, and the ever-popular Much, Much More!

Dear Players,  
Are we ever excited! At press time, we were on our way to the giant Consumer Electronic Show which takes place in the city of Lost Wages. I mean: Las Vegas. This is a spectacular show where everybody in the electronics industry gets together to display their new hardware, accessories, software, inventions, and Game Paks. Imagine, we, along with all 34 of our licensee companies, were together under one roof. The number of new licensee companies has grown dramatically and now includes such a familiar name as Milton Bradley! To all of them we say: "Welcome aboard."  
What this means to you is that more imaginations than ever are at work to bring you the greatest number of choices in the history of video games. From what we've heard, this year promises to be the most exciting year yet. And with this much info to report back on, the March/April issue will be more Powerful than ever in keeping you up-to-date on the best new games and helping you make the right game choices. So stick with us. There are monsters to be fought, people to be rescued, worlds to be saved, treasures to be discovered, and lots of great times to be shared. And in case we forgot: Happy New Year, gang!

See you in March!



**Send a  
friend to  
score-raising  
deep space  
with Nintendo  
Power!**

**Nintendo®**

# Party Up Party Down



The laughs are nonstop with the NES accessory that's as much fun to watch as it is to play. The Power Pad.™

One to six can hop, run, skip and jump into action

with World Class Track Meet™ (included) and Super Team Games™. Work it out with Dance Aerobics™.

The Power Pad. Now sold separately. It's an instant party.



**Power Pad**  
**Watch for it soon!**



**Nintendo**  
ENTERTAINMENT  
SYSTEM

Nintendo of America Inc.  
P.O. Box 97043  
Redmond, WA 98073-9743

BULK RATE  
U.S. POSTAGE  
PAID  
NINTENDO  
of America Inc.

ADDRESS CORRECTION REQUIRED



# HOT BUTTONS

Look for the Nintendo seal of quality on games, accessories, and a whole lot more. It's your guarantee that you've pushed the right button for top-playing fun and games — only from Nintendo.



*Our goal is to try and preserve classic videogame magazines  
from years gone by before they are lost forever.*

*Thanks goes out to all the people who make this possible.  
From the original editors and writers,  
to everyone involved in acquiring and digitizing these magazines.*

*People interested in helping us out, in whatever way possible.  
Either by donating classic magazines, scanning, editing or distributing them,  
visit us at <http://www.retromags.com>*

*We are only interested in preserving classic magazines  
that are at least 5 years out of print.*

*We have no desire or intention to profit from these in any way.  
So please, if you come across people trying to sell these releases, don't support them!*

*Thank You and ENJOY!*

